




RETURN TO
MAIN
CONTENTS

CUB SCOUTS

RETURN TO
SECTION
CONTENTS



MAR '99 - GATEWAY TO THE ORIENT




HONG KONG

COLORFUL STARBALL ORNAMENTS

Materials needed:
colored cardstock scissors
hole punch

Cut 7 colored paper disks from cardstock and fold all but one in half. With scissors, cut about half into the folded disks. Slip the folded disks over the flat disk as shown. Punch a small hole at the top and add a string for hanging.

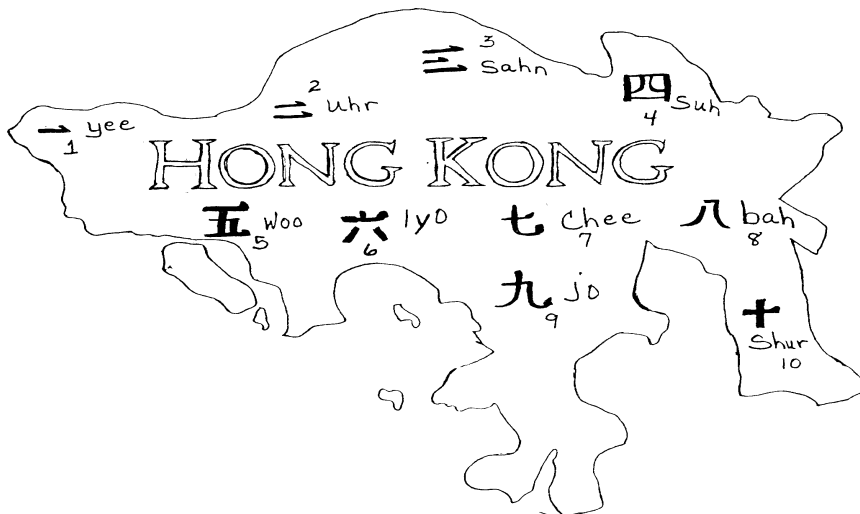


CHOPSTICK PICK UP RELAY

Equipment needed:
M & M's candy small bowls
chopsticks


Give each boy 10 M & M's and have them try to pick them up with the chopsticks. First one with all their candy in their bowl wins.

LEARN TO WRITE OR COUNT TO 10





MAR '99 - GATEWAY TO THE ORIENT

CHINA



DRAGON PARADE

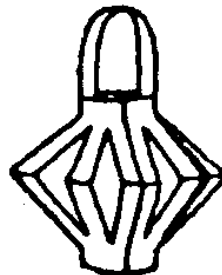
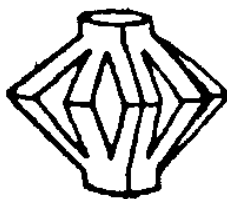


The Chinese dragon is a symbol of royalty and a symbol of strength and goodness. A dragon parade is held every Chinese New Year. You can stage a dragon dance. First, have each boy make a dragon's face from paper plates, then tape each plate to a craft stick or straw. Play some lively music and have the boys lead a dragon dance around the room. They should hold their dragons high as they wish one another happiness and good luck. The body of the dragon shown is made of green construction paper and the head/tail patterns should be enlarged.



FESTIVAL OF LANTERNS


Chinese New Year celebrations traditionally end with the Festival of Lanterns. Help the boys celebrate their Chinese New Year, which signals the end of winter and the coming of

spring, by making paper lanterns. For each lantern, fold 9" x 12" construction paper in half lengthwise. Cut slits from the fold to about one inch from the edge. Unfold the sheet and tape or staple the two shorter edges of the paper together to form the lantern. Add a paper handle and hang from ceiling or use as table decorations.





MAR '99 - GATEWAY TO THE ORIENT



CHINA

A "CINDERFELLOW" SKIT

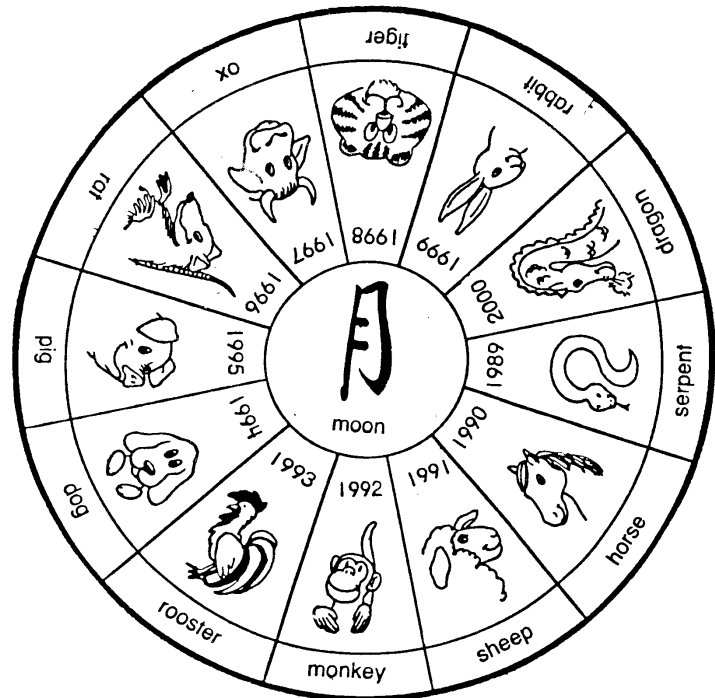
Who would guess that the well-known fairy tale of Cinderella and her lost slipper might have originated in China? In fact, the earliest dated version of this story has been traced to China. In the Chinese tale, Yeh-hsien wishes for many pretty clothes to wear to a big festival. Wishing upon the bones of her dead magical fish (which her stepmother had killed), this Cinderella of China is suddenly dressed in magnificent feathers and gold. Later, as she dashes away from the festival, she leaves a golden slipper behind. The slipper eventually falls into the hands of a wealthy merchant. In the end, Yeh-hsien marries the merchant as the wicked stepmother and her ugly daughters are buried beneath an avalanche of heavy snow.

Have the boys create and illustrate their own version of this popular tale. Or they may want to act out "Goldilocks and the Three Bears" (for China's giant pandas, of course.) If they wish to change the characters to fit themselves, let them recreate the story using "Cinderfellow" instead of Cinderella or "Goldpaw" instead of Goldilocks.




A DIFFERENT KIND OF CALENDAR

One of the calendars used in China is a lunar calendar, which is divided into 12-year cycles, that follow the moon. Each year of the lunar calendar is named after an animal, so the year and date a person is born determines their animal sign. Some believe that their animal sign can determine the type of life they will live. The beginning of each lunar year changes because of the moon cycles, but it usually falls between January 21 and February 20 on our calendar. Have the boys create their own Chinese New Year calendar. Can they find out which animal sign they were born under? Here are the animal names and their coming year.



MAR '99 - GATEWAY TO THE ORIENT



CHINA

A LUCK HANGING

Paper was invented in China. Besides writing, another use for paper that is still popular today is "papercuts". They are pictures or designs cut into paper and hung for good luck. Some believe that the rooster will protect the house from fires. A favorite color for papercuts is red, which stands for joy and life. Have the boys make their own luck hanging using the pattern below, enlarged to desired size.



ANCIENT CHINESE PROVERBS GATHER ACTIVITY



Discuss the meaning of proverbs with your den. Call upon a few of the boys to give their explanation of the following proverbs:



Fishes see the worm, not the hook.
Biggest profits mean bravest risks.
In the little boy see the final man.
Don't laugh at age. Pray to reach it, too.
If you cannot hook trout, try digging clams.
You don't want anyone to know it? Then don't do it.
A bad word whispered will echo a hundred miles.

TANGRAM PUZZLE


This is an old Chinese puzzle. It has 7 pieces to make pictures of boats, birds, fish, and many other things. Have the boys see how many things they can make using the seven pieces.





MAR '99 - GATEWAY TO THE ORIENT

JAPAN

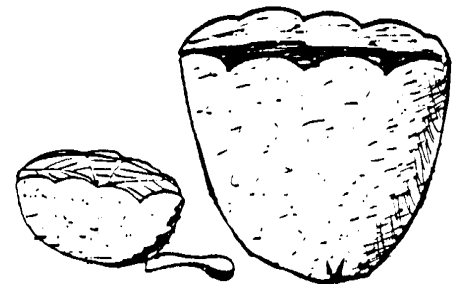


DID YOU KNOW?

The Boy Scouts of Nippon was founded in 1913 and their main emphasis is leadership training and handicapped Scouting.

ORANGE BLOSSOM DESERT

A favorite treat served is an "Orange Blossom Basket." Carefully cut an orange into a basket shape. Scoop out the inside and fill with orange gelatin and chunks of the cut out orange. Refrigerate and serve when gelatin is set.



ROCK GARDENS

In volcanic Japan, rocks are everywhere and the Japanese rock garden is a high art form. Have each boy choose a favorite rock and describe it. Make gardens from flat clay pots or sturdy paper plates. Line the plate with pebbles or sand and place the favorite rock in an artistic spot on the plate. Add additional rocks and small plants as desired. Decide what the rock symbolizes - it could be a ship at sea or a dragon on the land. Listen to each other's rock garden stories.

MAKE A KITE

Japan is well known for kites. Have each of the boys make their own kite and have a kite flying contest. Give awards for the best design, highest flying, brightest colors. Be sure every boy receives an award.

ORIGAMI

A favorite craft of Japan is origami – the art of paper folding. Many books of patterns and instructions are available in the children's section at the local libraries. Origami is simple, fun, and like magic as animals and shapes appear from a piece of flat paper.



MAR '99 - GATEWAY TO THE ORIENT

BROTHERHOOD OPENING CEREMONY

Preparation: Have US and pack flags posted. Boys carry small flags, pictures of flags, or enlarged pictures of Scout emblems from Asian countries (see below and throughout section). Write the poem on the back of the pictures, so each boy knows and reads his part in turn. When done with the poem, ask the audience to rise and say the Pledge of Allegiance.

Last night I watched the sunset
When my day was almost done,
And thought about another boy
Whose day had just begun.

I'll probably never know him,
Since we're half a world apart.
How different we must be
If my day ends as his day starts.

On the far side of the sunshine,
On the other end of day,
Lives a boy who seems a stranger
In a hundred different ways.

Still I think we might discover
If we look beneath the skin,
That instead of being strangers,
He and I are more like twins.

His skin's another color,
And he walks another shore.
The flag that he salutes
Is not the flag that I adore.

But listen to his heartbeat,
Oh, just listen to his dreams.
You'll know that deep inside
We aren't as different as we seem.

I think I'll write a message
I might send it on the wind -
So when he hears it blowing
He will know he has a friend.


I think that I can touch him
If I reach out with my heart.
How different can we be
When we're just half a day apart?

On the far side of the sunshine,
On the other end of day,
Lives a boy exactly like me
In the most important ways.

Yes, I know we will discover
When we look beneath the skin,
That instead of being strangers,
He and I are really twins!




MALAYSIA



KOREA



INDONESIA



PHILIPPINES



SINGAPORE

