



SEP '99 - HEY, LOOK US OVER

This is a good time to get everyone, including parents, involved in the pack meeting.

SUGGESTED PACK MEETING IDEAS

- Have a talent show with songs, skits, and other acts.
- Have a celebrity look alike contest.
- Invite your friends who are not in Scouting and their parents to come to your pack meeting.
- Have a magician perform.

SUGGESTED FIELD TRIPS

- Ripley's Believe It or Not
- Wax museum
- High school theatrical production
- Community band concert
- Community choir concert

PACK LIP SYNC (KARIOKE) CONTEST

Preparation: Have each den decide which song they would like to perform. Do this at least three weeks before pack meeting night so they will have plenty of time to practice at den meetings. Den leaders should be responsible for music needed by the individual dens. The more actions the Cubs do with their song, the better. Don't forget costumes! You will need a fun and lively master or ceremonies to keep the audience entertained between each lip sync and while each den is setting up.

SUGGESTED SONG IDEAS

“The Bear Necessities” (from "Jungle Book")

This would be a great one for the bear den

“Take Me Out to the Ball Game”

Boys can wear baseball uniforms (perhaps borrowed from a little league team).

“Achey, Breaky Heart”

The Cubs could dress like cowboys with red paper hearts pinned to their shirts.

“Leader of the Pack”

Perfect for a special performance by the Cubmaster and den leaders.



AWARDS/AWARD IDEAS

Make a variety of awards ahead of time; make sure each group receives an award for their effort. Awards may include Most Original, Best Costuming, Most Creative, Best Lip Sync, Best Dancing, Biggest Hams, etc.

This is also a great way for the Webelos to meet requirements for Showman Activity Pin.



CUB SCOUTS





SEP '99 - HEY, LOOK US OVER

CEREMONIES

STARS OF THE SHOW ADVANCEMENT CEREMONY

CUBMASTER: Our first act stars a group of young men who have been practicing and memorizing their lines just for tonight. Now that they have their act together, they are ready to receive their Bobcat badges. Will the following stars and their agents (*parents*) please come forward (*calls names of boys receiving Bobcat*). Your performance in the den has been great. Your stage manager den leader says that you are ready to receive your Bobcat badge. Before I present this badge to your agents, please join me as we say the Cub Scout Promise. This is the first of many performances of your Cub Scout career. I am pleased to present this badge to your agents, who will present it to you.



Next, we have an act that has been in the making for almost a year. Will the following stars and their agents please come forward? (*Call boys receiving Wolf badge.*) These stars had to learn 12 acts in the Wolf book. They have completed their part and are ready to receive the Wolf badge. I am pleased to present this badge to their agents. Will you please present the star his Wolf badge? Congratulations. You now have the Wolf star on your door.

Some of these Wolf stars have learned extra lines in the Wolf book. They are to receive some arrow points. (*Cubmaster presents these. The Bear badge and arrow points are handled in the same manner.*)

And now ladies and gentlemen, we have a stupendous act, which takes great skill and requires work and patience as these young stars climb to great heights in their career. Their agents have put forward great effort to help these virtuosos attain stardom. Will the following stars and their agents please come forward? (*Call boys receiving Webelos badges and Activity Pins, parents and Webelos leader forward.*)

WEBELOS LEADER: These boys have attained the next highest award in Cub Scouting. There is one more, for which they will start rehearsing tomorrow. I am pleased to present your agents with your Webelos badges as they present them to you. (*Present badges.*) Some of you have earned encores in the form of Activity Pins that you have earned. (*Present Activity Pins.*) Congratulations.

CUBMASTER: And now ladies and gentlemen, the act for which you have all been waiting - our young stars who have completed the requirements for Arrow of Light, the highest award in Cub Scouting. Tonight we give special honors for the heights to which these stars, with the help of their agents, have climbed. It is a privilege to introduce the participants in this outstanding performance. (*Calls the stars, agents, and Webelos leader forward.*)

WEBELOS LEADER: These young stars have shown superior knowledge of mental, physical, and outdoor skills. As these stars step into our spotlight, let's give them a roaring round of applause.



RETURN TO
MAIN
CONTENTS

CUB SCOUTS

RETURN TO
SECTION
CONTENTS



SEP '99 - HEY, LOOK US OVER

ACADEMY AWARDS CEREMONY

Preparation: Cubmaster, as the master of ceremonies, can wear a tuxedo and Assistant Cubmaster, as "envelope woman" can wear a formal gown. Set the mood with "fanfare" type music to be played as the recipients come up to the stage. Awards can be attached to small "Oscar" statuettes cut from card stock.



CUBMASTER:

Tonight we have several nominees for Bobcat. If your name is called, will those boys and their parents come forward to receive this award. (Assistant Cubmaster, dressed in formal gown, enters and hands envelopes to the Cubmaster.) And the winners are.....(Cubmaster reads names of boys receiving awards and, as each comes forward, he hands each their "Oscar" and gives the Cub Scout handshake. Continue for all other ranks.)



MAGICIAN AWARDS CEREMONY

The Cubmaster, as a magician, pulls the awards out of a top hat. Awards may be attached to paper rabbits or pigeons, or they could be pinned to a string of neckerchiefs.

SONGS

THERE'S NO BUSINESS LIKE CUB BUSINESS

Tune: There's No Business Like Show Business

There's no Cub Scouts like our Cub Scouts,
'Cause our pack is the best!
Everything we're doing shows we're eager,
Working on the skits and games and songs,
Planning with our leader to have you,
Look us over!
We're having fun!

There's no Cub Scouts like our Cub Scouts.
We smile each time we meet!
Even when we're nervous we will do our best,
And we hope our families will do the rest!
So you see in Cub Scouts we have passed the test!
Let's go, on with our show!





RETURN TO
MAIN
CONTENTS

CUB SCOUTS



RETURN TO
SECTION
CONTENTS

SEP '99 - HEY, LOOK US OVER

WE'VE BEEN WORKING ON OUR BIG SHOW

Tune: I've Been Working on the Railroad

We've been working on our big show,
All the whole month along.
We've been working on our big show,
We hope you'll sing along.



Don't you know it will be great fun,
So sing out loud and clear,
Cause we want you to know
We are glad you're here!

THE STARS ON STAGE

Tune: Deep in the Heart of Texas

The stars on stage
Are both young and gray,
(Clap, clap, clap, clap)
Here at our get together.

The tricks they do
Will amaze you,
(Clap, clap, clap, clap)
Here at our get together!

The songs they sing
Will laughter bring,
(Clap, clap, clap, clap)
Here as you look us over!

Time for everyone
To join the fun.
(Clap, clap, clap, clap)
So, hey look us over!



SKITS

BRAGGING CHICKENS

Preparation: This is a bragging contest between chickens. No words are spoken - the chickens can only cluck and make noises. There can be as many chickens as there are things for them to lay. Create costumes of wings, beaks, and tails made from brown paper bags. Crumple more bags to create a nest for each chicken and have a variety of "eggs" for each the of boys to lay. Colorful plastic, extraordinarily large, a dozen eggs in a carton, two fried eggs in a skillet, a stuffed bird, etc. You will also need a fried chicken container and a fried chicken leg.

The chickens take turns trying to outdo each other with their clucking, strutting, and wing flapping. Each chicken in turn makes a big production of settling on its nest and laying its egg, then they reach in and show the others (*and audience*) what they have laid. The build up should go from the smallest egg to the weirdest. After the last "egg" is shown off, a person walks by carrying a box of fried chicken and eating a chicken leg. All the chickens forget about showing off and huddle together for a few seconds, then they chase the person with the fried chicken off stage.

One boy walks to the middle of the stage and says "The moral of this story is: No matter your small differences, birds of a feather flock together."





CUB SCOUTS

SEP '99 - HEY, LOOK US OVER



THE MAGIC MACHINE

Preparations: Cubs as Professor Mysto, Assistant, and 3 customers. For the machine, use a large furniture box or appliance carton with a door (opening) on one side. After the act is introduced, curtain opens to reveal the machine, Professor Mysto and Assistant.

CUSTOMER #1: *(Old man with a beard and a cane hobbles in.)* I would like to become young again. Can you help me?

PROFESSOR: Oh, absolutely! That is something that I can do quite easily! Come, get into the machine.

ASSISTANT: Here sir, let me help you. *(Helps old man into box. Customer #1 enters box, removes beard, discards cane, straightens up and dances out of the box - youthful again.)* Thank you! Thank you! *(Exits stage.)*

CUSTOMER #2: *(Enters walking doubled over, which makes him look shorter.)* Please, Professor Mysto, can your machine help me? More than anything I want to be tall.

PROFESSOR: Certainly! Let my assistant help you into the machine. *(Assistant helps Customer #2 into the machine. While in there, he stands up very erect and walks out like a soldier.)*

CUSTOMER #2: Thank you, Professor! It is worth every penny that it costs! *(Exits stage.)*

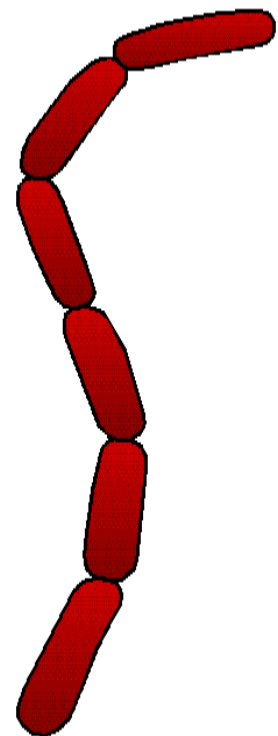
CUSTOMER #3: *(Cub Scout enters, carrying a large stuffed dog.)* My dog is so big and my mother says he eats too much. Can you make him into a small dog?

PROFESSOR: I'm sure I can, son.

ASSISTANT: Here, let me place your dog in the machine. *(Puts dog into machine and, after an appropriate pause, pulls out a long string of wieners.)*

PROFESSOR: Here you are! Lots of little hot dogs!

CUSTOMER #3: *(Takes string of hot dogs.)* Fluffy! Fluffy! Poor Fluffy! *(All exit stage.)*





CUB SCOUTS



SEP '99 - HEY, LOOK US OVER

CUBNAC

Preparation: The following answers and questions can be used in a Cubnac presentation (based on the Johnny Carson "Carnac" routine.) A Cub Scout dresses in a turban and cape and his assistant carries in envelopes with questions inside. After Cubnac holds each envelope to his forehead in order to "telepathically" come up with the answer (it is written on the outside of each envelope), he states the answer out loud, opens the envelope and reads the question. The boys can ham this up as much as they want.

ANSWER Dances with Wolves
QUESTION What would you call a den leader who square dances with her den?

ANSWER I Can Bear No More
QUESTION What does a new Webelos Scout say?

ANSWER Bobcat
QUESTION What would you call Robert Cat if you were a close friend?

ANSWER Bear, Aaron, and Wells Fargo
QUESTION Name a rank, a Hank, and a bank.

ANSWER Rankled
QUESTION What happens to patches on your uniform after washing?

ANSWER Arrow of Light
QUESTION What would you call 20 candles in a straight line?

ANSWER Tiger Paws
QUESTION What do you call a group of Tiger fathers?

TIE SLIDES

COMEDY/TRAGEDY MASKS SLIDE

*Materials needed:
white craft foam
black marking pen
1/2" PVC pipe
scraps of ribbon
glue*

The traditional comedy/tragedy masks make striking neckerchief slides. Cut the basic mask shape out of craft foam. Outline the mask and draw in features with a black marking pen. Glue piece of 1/2" PVC pipe onto the back to hold neckerchief. Glue scraps of ribbon to the back to create mask straps.



