




HELPING OTHERS - BIG IDEA #7

SERVICE PROJECTS

One of the aims of Scouting is character development and one way to begin is to teach Tiger Cubs that thinking of and helping others can be fun. You can help by finding small ways they can make a difference.



The project must be within the abilities of the boys and still challenge them. It should instill pride in how the community looks and in what it does. Helping others shows the value of community spirit. It teaches the boys that taking care of one another and our planet is everyone's responsibility. Each project should be useful and fun! Every project should require the boys to apply their knowledge and skills and to get personally involved. The significance of the service should be clear to the boys and the results should provide them with pride in a job well done. If possible, giving recognition for the work will provide additional positive reinforcement.

Finally, always remember to coordinate your plans with the organization that will benefit from your efforts.

SUGGESTED PROJECTS

- Make cards for veterans and send to the local veterans' hospital for holidays.
- Make holiday cards for local nursing homes.
- Visit a nursing home and sing.
- Visit a children's hospital and perform skits or puppet shows – be sure to wear costumes.
- Do a flag ceremony for the PTA.
- Participate in Scouting for Food.
- Collect games, books, or puzzles. Clean them up and take them to a day care center or abuse shelter.
- Collect magazines or books for nursing homes or hospitals.
- Plan a project for Keep America Beautiful Day held on the fourth Saturday in April.
- Have a paper or aluminum can collection drive. Plan a field trip to the recycling center and take what you have collected.
- Help around the house.
- Adopt a grandparent. Send them cards on holidays and make small gifts to take to them.
- Make holiday baskets for children in a hospital or abuse shelter.
- Plant a tree.
- Clean up a park.



TIGER CUBS



HELPING OTHERS - BIG IDEA #7

SONGS

TOMMY, THE TIGER

Tune: Frosty the Snowman

Tommy the Tiger
Was a very happy boy;
With a uniform of black and orange,
And a den that gave him joy.

Tommy the Tiger,
Earned his paws one by one.
He did his best and he met the test;
A good citizen he's become.

He helps out other people,
When he sees they need a lot.
He does his chores around the house,
And he feeds his dog named Spot.

Tommy the Tiger
Does his duty willingly.
Someday he'll join a Cub Scout den
A fine man he will be.

DO A GOOD TURN

Tune: Are You Sleeping


Do a good turn,
Do a good turn.
Do your best,
Do your best.
Do a friendly favor,
Be helpful to your neighbors,
Cheerful Tigers,
Cheerful Tigers!



DO YOUR BEST

Tune: Do-Re-Mi

DO To us, means do your best.
RE Are cheers for all the fun.
MI Is what I do myself.
FA Means father, mom and son.
SO What happens to our den!
LA With lots of this and that!
TI Together doing Big Ideas! (Clap, Clap)
That brings us back to Do!



A HELPER I WILL BE

Tune: A Hunting We Will Go

A helper I will be,
A helper I will be
There's work to do, there's work to do,
In our family.

I'm cleaning up my room,
I'm cleaning up my room,
There's work to do, there's work to do,
In our family.

I'm sweeping the garage,
I'm sweeping the garage,
There's work to do, there's work to do,
In our family.



TIGER CUBS



GO SEE IT - BIG IDEA #8

MUSEUM VISIT

There are many interesting museums throughout north central Texas. One favorite is the Dallas Museum of Natural History where boys can spend the day surrounded by dinosaurs.


Dallas Museum of Natural History (214) 421-DINO
3535 Grand Avenue at First in Fair Park
Dallas, TX 75210

- ♣ Monday–Saturday 9am to 5pm, Sunday 11am to 5:30pm
- ♣ Closed Thanksgiving and Christmas
- ♣ \$3.00 adults, \$2 children age 3-18, children under age 3 free
- ♣ Free to all Mondays 9am–1pm

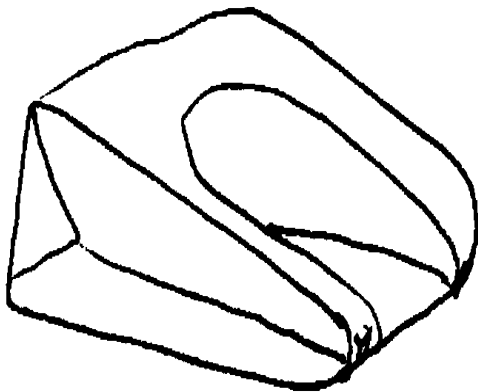
DINOSAUR IN A CAVE

Materials needed:

- white construction paper*
- paint brush and poster paint in your choice of color*
- scissors, scotch tape, black marker*
- paper lunch bag*
- Easter grass*



Paint the palm of your hand with poster paint and make a handprint on the white paper. Let the paint dry, then cut the handprint out. The thumb will be the head of the dinosaur. Draw a face with the marker. The fingers will be the legs of the dinosaur. Draw claws on each of the legs. To make the cave, cut the top half off the lunch bag. On one side of the bag, cut a door from the open end almost to the bottom of the bag. Fold over the open end of the bag to the other side and tape it closed. Put the hand dinosaur in the cave with its head sticking out. Tuck some Easter grass in the cave around the dinosaur to make it cozy.





RETURN TO
MAIN
CONTENTS

TIGER CUBS

RETURN TO
SECTION
CONTENTS



GETTING THERE - BIG IDEA #9

CAR PASSENGER CODE

This code provides hints on how automobile passengers can help make each trip a safe and pleasant one.

HELP YOURSELF BY:

- Always wearing your seat belt
- Sitting down, so that you won't be hurt if there is a sudden stop
- Keeping your hands away from door handles, gear shift, ignition key and the driver

HELP THE DRIVER BY:

- Sitting down, so that you don't distract him/her
- Looking out for road signs
- Keeping the noise down

HELP OTHER PASSENGERS BY:

- Not teasing younger passengers
- Saving all litter until you get home or using litter bags

HELP OTHERS ON THE ROAD BY:

- Staying in the car while it is moving (putting your arms or head out the window is dangerous)
- Not throwing things out the window
- Getting out of the car on the side away from the traffic



SAFE DRIVING TIPS FOR FAMILIES

- Allow enough time to avoid feeling rushed
- On long trips, allow for frequent stops
- Have your car checked before you leave - tires, brakes, lights, turn signals, and windshield wipers – to ensure proper functioning
- Use your seat belts
- Be a courteous driver and follow the rules of the road

CHEERS

Motorcycle Cheer:

Hold your hands like you're gripping handlebars. Raise a foot and kick downward 3 times while making a sputtering sound. On the third try, the engine starts with a "Varoom."

Flat Tire Cheer:

Say "Flop, flop, flop, where's the spare?"



TIGER CUBS




GETTING THERE - BIG IDEA #9

CRAFTS AND ACTIVITIES

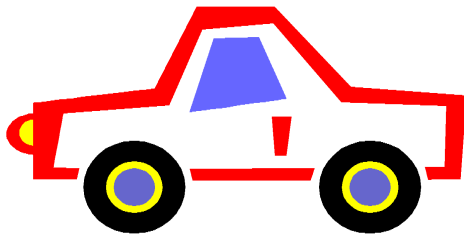
LICENSE LISTING

Make a list of state license plates spotted while on a trip. See if anyone can name the state capitals.



SIGNS

Players take turns looking for specific signs such as railroad crossing, no parking, vacancy, ice cream, reduce speed, church, etc.



SPORTS WORD

Give each player a section of the newspaper. The object is to find sports words within your section.

LICENSE LANGUAGE

All players look for a license plate containing three letters. When one is spotted, the player whose turn it is has 60 seconds to make a sentence using three words that begin with those three letters. Each word has to be in proper order. You can have more than three words, but all sentences must make sense. For example BCR-693: Although some have said it. I don't believe that Babies Can Run.

RACE CAR DRIVERS

Materials needed:

paper plates for steering wheels

chairs

material for seat belts (optional)

Give each boy a steering wheel made from a paper plate with triangular cutouts. Everyone sits in a "driver's seat." Be sure to fasten seat belts! Start the cars, turn on the lights, and take off on a wild ride. Encourage sound effects of the roaring engines. Guide the boys through the ride: veer left, make a quick right, stop at the traffic light, watch out for the roadblock, and avoid the oncoming cars. Drive carefully and get home safely!

