

# Pack Leader Resources

This is a section providing resources for Pack Committee members and the Cubmaster.

## Cub Scoutspeak

A couple of years ago, my son came home from first grade with a flier that invited him to join Cub Scouts. Now, I was a Cub Scout, so I figure, "Okay--let's give it a try." Little did I know that Scouts have their own special language: Scoutspeak. It's kinda like when you go to a party and everyone there but you is a computer geek. In order to help you learn to decode "Scoutspeak", here are a few handy-dandy definitions:

<b>Achievements</b>	Wolf and Bear Cub Scouts must complete Achievements in their Handbook. These Achievements cover these areas: God, Country, Family, and Self. You must complete the required number of achievements to earn the rank award.
<b>Activity Badge</b>	There are 20 Activity Badges a Webelos scout can earn. These are divided into 5 areas: Physical, Mental, Technology, Outdoor, and Community. A pin is presented for completion of each activity Badge.
<b>Akela</b>	The Leader of the Pack. Does not have to wear leather or ride a Harley, although sometimes it helps. Usually the Cubmaster, but Akela also means Den Leaders and YOU--the main leader your boy looks to for guidance!
<b>Arrow of Light</b>	This is the highest award a boy can earn in Cub Scouting. Also the only non-religious award from Cub Scouts which can be worn on a Boy Scout Uniform.
<b>Arrow Points</b>	Arrow Points are awarded to Wolf and Bear Cub Scouts for completion of electives beyond the Achievements covered for earning the Wolf or Bear rank badge. A Gold Arrow Point is awarded for the first 10 electives; A Silver Arrow Point is awarded for each successive 10 electives completed.
<b>Assistant Cubmaster (CA)</b>	A volunteer who helps the Cubmaster run the pack and fills in when the Cubmaster is unavailable.
<b>Assistant Den Leader (DA)</b>	A volunteer leader who helps the Den Leader with holding weekly den meeting and fills in when the Den Leader is unavailable.
<b>Bear</b>	Veteran Cub Scout, now in 3rd Grade. Been there, done that, and looking for action. Chooses his achievements, and looks forward to Webelos. Of 24 possible achievements they must complete the prescribed amount in each area, God, Country, Family, and Self, for a total of 12.
<b>Blue and Gold Banquet</b>	Generally held in February to celebrate the anniversary of Cub Scouting. This celebration can be an annual potluck dinner, banquet or whatever the pack decides to make it.
<b>Blue and Gold Colors</b>	The Cub Scout Colors. Blue stands for truth and spirituality, loyalty, and the sky above. Gold stands for warm sunlight, good cheer, and happiness.
<b>Bobcat</b>	Every boy who joins Cub Scouts must first earn the Bobcat Badge. Doing this, he learns the seven basic tenets of Cub Scouting: the Promise, the Law of the Pack the sign, the handshake, the motto, the salute, and what Webelos means.
<b>Boy's Life</b>	A Scouting magazine for boys to help broaden their horizons in Cubbing.
<b>Boy Scout</b>	A Boy Scout is between the ages of 11 and 18 and belongs to a troop. He advances through these ranks: Tenderfoot, Second Class, First Class, Star, Life, then Eagle.
<b>Boy Scouts of America (BSA)</b>	The Boy Scouts of America is a nationally chartered organization that encompasses Cub Scouts, Boy Scouts, and Venture Crews.
<b>Buddy System</b>	One part of the Safe Swim Defense. Swimmers of like ability are paired. Check in and out of the water together and stay within 10 feet of each other during the swim. It is also used on other Cub Scout activities for safety reasons.



<b>Charter</b>	Formal permission from the Boy Scouts of America allowing a pack to organize
<b>Chartered Organization</b>	An organization that sponsors the pack. Monthly meetings are usually held in a building owned by that organization.
<b>Chartered Organization Representative</b>	An adult representative of the group or organization that currently holds the BSA charters. Reports information to and from the chartered organization and the Pack.
<b>Commissioner Committee</b>	A volunteer Scouter who works with packs, troops, and crews to help the unit succeed. This is a group of adult volunteers who "run" the pack. Any interested adult is welcome to attend Committee meetings.
<b>Committee Chair</b>	The adult leader of the pack committee. Provides the motivation and direction to the committee to get the pack program implemented.
<b>Council</b>	A geographical area made of up districts for administration of the Boy Scout programs. We are the Santa Clara County Council.
<b>Cub Scout</b>	Any of a million or so boys between the ages of 6 and 11 who get together and have fun at Den and Pack meetings. Marked by curiosity, easy laughter, speed, and blue uniform. Likes to eat Ding Dongs and Bug Juice.
<b>CSLBT</b>	Cub Scout Leader Basic Training is 6-hour training session that covers all basic information needed to be pack leader.
<b>Cubmaster</b>	The Cubmaster is the chief adult volunteer leader. The Cubmaster runs the pack meetings and advises other leaders.
<b>Den</b>	A group of 6-8 boys who meet at regular intervals.
<b>Denner</b>	A Cub Scout or Webelos scout elected by his peers to help the den chief and den leader.
<b>Den Chief</b>	A Boy Scout who helps direct the activities of a den.
<b>Den Leader</b>	Amazing adult, enjoys doing all kinds of stuff with boys, even if it involves large quantities of patience. Easily smiles, asks others for help, and uses all kinds of resources to keep smiling--like Roundtables.
<b>District</b>	Each council is divided into a number of districts. Santa Clara County Council is divided into 5 geographical Districts: Gavalin, Mene Oto, Mount Hamilton, Polaris and Pioneer, plus the Exploring and Learning For Life "district"
<b>District Executive Elective</b>	A professional Scouter who is responsible for the achievements of the district. After the Achievements in the Wolf and Bear book. Can be done any time by a boy, and count toward Arrow Points after the Wolf or Bear badge have been earned. Can be repeated, if boy does his best every time.
<b>Fast Start</b>	Program for new leaders to help them until they can attend CSLBT.
<b>Fleur de lis</b>	International Boy Scout Emblem. Also used by New Orleans football team. Some Scouters even have boxer shorts with this on them.
<b>FOS</b>	Friends of Scouting. Donations to support the camps, materials, special events, and the professional coordinators who help make Scouting possible.
<b>Grown-up</b>	Largish post-Cub Scout person, good for helping boys with tools, fire, and holding things while boy plays. Good candidate for leader.
<b>Howl</b>	A form of cheer, along with Growls, Whoops, and the Disco Mosquito cheer; all done to show appreciation of Cub Scout skits and stunts in place of mundane old "PTA applause". Also, sound made when Wolf tries out hammer.
<b>I</b>	Word used with great pride by boy in Cub Scouts, as in "I did it!"
<b>Joy</b>	What happens when boy says "I did it!" after trying very hard.
<b>Kid</b>	Young male goat, or some one else's progeny. Good candidate for Cubs.
<b>Leader</b>	Person who gives an hour each week (or more) to help boys grow to be young men of character. Sets example by giving back to the community.
<b>Meeting</b>	Semi-chaotic gathering of boys where much fun and some learning happens, usually helped along by Den Leaders and Grown-ups. For Tigers, each Tiger Cub and his partner get to host a



	meeting in turn.
<b>New</b>	Everything for a Tiger Cub! Learning about others, working with his partner, and finding out about the world around him. New things are things to Search--Discover--and Share for the whole Tiger Cub Den.
<b>OA</b>	Order of the Arrow. An honor group of Boy Scouts who give cheerful service helping others learn to enjoy the outdoors. Arrowmen also present dramatic and exciting ceremonies at campfires and special awards meetings.
<b>Pack</b>	The whole group: All of our dens and families together is called a Pack. The pack usually meets once a month.
<b>Pinewood Derby</b>	A pack racing competition, where Cubs and their parents work together to make model pinewood derby cars and compete for prizes.
<b>Promise</b>	What leaders try to deliver. To do their Best, to help others, and to help boys learn to Do Their Duty to God, Country, Family, and self.
<b>Quiet Scouter</b>	Unknown concept. Someone who may or may not have boys in Scouting, but just really loves the program and gets satisfaction from helping boys grow to men.
<b>Tiger Cub Partner</b>	A parent, big brother or sister, uncle or grandparent, or anyone who joins with a Tiger Cub to help him Search, Discover and Share the world as he plays and does things with other Tigers and their partners.
<b>Tiger Coach Training</b>	Adult liaison between Tiger Cub parents and the Pack. Available in many varieties to help everyone Do Their Best to be a good leader. Fast Start, Basic, and Youth Protection are common types.
<b>Useful</b>	Most anything you'd never think of. Juice can lids and tissue tubes, bits of string, wood, packing peanuts, wheels, marbles, frosting containers, and whole bunches of stuff that make great craft supplies!
<b>Victory</b>	What a boy wins every time he does something he really had to try at, even if he doesn't go the fastest or highest or whatever.
<b>Webelos</b>	<u>We'll Be Loyal Scouts</u> . Also, boys in 4th and 5th grade. Sometimes wear the khaki Boy Scout uniform (means he outgrew the blue one). Works on Activity Pins, camps, goes on hikes, prepares to be a Boy Scout. Old hand at this Cub Scout business--can build a Pinewood Derby car blindfolded.
<b>Wolf</b>	Cub Scout in 2nd grade. Incredibly cute in blue uniform and new yellow neckerchief. Full of life and enthusiasm, eager to learn all about Cubs.
<b>X, Y, and Z Roundtable</b>	Symbols for the unknown. Not even Akela knows all the answers! A place to meet other leaders, get information, discuss problems, and learn new things. Open to all parents and put on by people that really want you to succeed. <b>So join us! You're invited to Search, Discover and Share the Cub Scout ABCs at Roundtables!</b>



## Planning Pack Meetings

**YOUR PACK MEETING WILL  
BE A SUCCESS BECAUSE  
YOUR SCOUTS WILL HAVE**



**FUN!**

When scouts have fun, they want to keep coming back.



To succeed, remember this simple rule:

### **"Keep It Short & Simple - Make It Fun" (KISSMIF)**

and use VARIETY." To achieve this goal, advance planning is critical. As you plan your pack meeting, consider the following:

- Plan your meetings well in advance using themes or special activities as focal points.
- Confirm the time and place of the meeting. Reserve meeting places well in advance.
- Make sure that someone is responsible for opening the meeting place ahead of time.
- Assign den responsibilities in advance; e.g. set-up, opening, skits, songs, stunts, closing, clean up.



- Make sure that arrangements are made for transporting displays, props, special equipment, etc.



- Make sure that awards, badges, pins, etc. are ready for presentation before the meeting.
- Try to have displays set up before the meeting.
- Have a gathering activity planned and use it when scouts arrive.
- Conduct an Opening Ceremony that is serious and impressive.
- While you have the scene set, transition to introductions and inductions.
- Build spirit with den cheers, den reports, rousing songs and group activities.
- Entertain with skits, stunts, songs, and games.
- Take time to recognize pack and den accomplishments.
- Have a Webelos Den demonstrate something related to an activity badge.
- Use a song, story, or other device to transition the group to a serious setting.
- Present awards and recognitions with an impressive ceremony.



- Give special recognition to special accomplishments.
- Recognize adult contributions - thank you's and special awards.
- Give a very few words on coming events (give details in handouts, newsletters)
- Have a Scouter's minute - leave the scouts with something to ponder
- Conduct a closing ceremony.
- Serve refreshments (optional).
- Clean-up the meeting site and leave it as good as or better than you found it.
- Evaluate and plan an even better meeting next time.



**REMEMBER - KEEP IT SIMPLE AND SHORT  
( 1 HOUR IS GOOD)**

**AND MOST IMPORTANT  
MAKE IT FUN**



## Gathering Activities

Gathering activities are very important for Pack Meetings. Scouts and parents arrive over a period of time. Unless you really like having a couple dozen boys running and yelling around your Pack meeting room, have one or more activities for them to do. Getting the parents involved in these activities is fun and they enjoy it. Gathering activities are a great task for your Den Chiefs to lead, so that you have some time to get your materials set up for the Pack Meeting.

### Name Bingo

Each Boy has a sheet of paper marked off in a grid (six across, six down). The boys then go around to other guests and ask them to sign a square. At a designated time, everyone stops and puts their own name on a piece of paper and puts them in a "hat". The leader pulls names out of the hat and reads them out loud. If a guest has that name on their paper, they put an X on that square. The object is to get a straight line, horizontally, vertically or diagonally.

### Who Am I?

Have a topic pre-selected such as PARTY. Come up with about 20 related items associated with that topic, example: horn, party hat, favor, balloon, candy, cake, punch, ice cream, music, games, invitations, presents, fireworks, napkins, plates, cups, forks, piñata. Write each item on a slip of paper and as the Scouts arrive, tape a slip with an item on their back (they aren't supposed to see their item). The object of this activity is for each boy to ask questions to determine what they are.

### Smile Toss

Seat the boys in a circle. Warn them to maintain a serious expression. Someone stands in the center of the circle and smiles, then wipes the smile from his face and tosses the smile to someone in the circle calling their name so that there will be no mistake. The "Smile Catcher" must put on the smile, wear it for a moment, then "wipe" it off and pass it to another boy. The boy that does not wipe the smile off completely, or smiles out of turn, must stand up. Since smiling is contagious, the entire group will soon be standing as well as smiling!

### A Corny Game

Mix this list all up and give copies to everyone as they arrive. Instructions should be printed on the paper: "Corn was the most important food the Indians gave us. Circle everything you believe to be made from corn." (The answer is everything on the list, of course, but don't reveal that until all have worked their paper.)

alcohol	
baby foods	antifreeze
canned/frozen corn	ceramics
candy	cosmetics
chewing gum	dyes
cookies	ether
cooking oil	explosives
corn syrup	paperboard
corn sugar	paper
cornflakes	insulating materials
cornmeal	medicines
cornstarch	paints
hominy and grits	paste and glue
margarine	photographic film
salad dressings	plastics



solvents	textiles
varnishes	safety glass
yeast	soaps
vinegar	

### Indian Pre- Opening Game

As each Cub Scout arrives with his family, he is given a bag with the following items:

- 2 face paints
- 6 Paper Feathers
- 1 Paper Head Band
- 1 Newspaper section (for vest or shirt)

Time given: 5 minutes

The Cub chooses Mom or Dad as his subject, then he paints Mom or Dad up as an Indian, and makes a head dress and vest for him or her to wear. When time is up all Indians come forward and are judged. Ribbons can be awarded: Most original, most beautiful, most painted, make up enough awards so that all boys receive a ribbon.

### Ahoy, Dinghy

Greater St. Louis Area Council

When it comes to boating, how much do you know? Are you lost at sea, or are you so smart you've got nothing but smooth sailing ahead? Take our quiz and find out. Circle the answer for each question.

1. "All hands on deck!" means:
  - a. Let's build a new patio.
  - B. The crew has to play cards
  - c. It's time for everyone to do handstands.
  - D. Report to the captain.
2. If the captain tells you to "drop anchor," you should:
  - a. Drop what you're doing
  - b. Throw Peter Jennings overboard
  - c. Lower the ships anchor
  - d. Go on a diet
3. You are told to walk the plank. This means:
  - a. It's your turn to take the ship's plankton for a walk
  - b. You have to jump off the ship
  - c. You must do a yo-yo- trick
  - d. You should do a silly walk
4. If someone yells "Ship Ahoy!" It means:
  - a. There are free cookies in the area.
  - B. The ship needs immediate hoying.
  - C. Another ship is sighted.
  - d. The boat needs to be turned around.
5. A "dingy" is:
  - a. A sailor making his or her first voyage
  - b. A small rowboat
  - c. A boat's bathroom.
  - D. The bell the cook rings to call people to eat.
6. What is the last line of this traditional sailor's saying? "Red sky at night, Sailor's delight, Red sky at morn..."
  - a. For lunch, we have corn.
  - B. Our sail, it is torn!
  - c Every rose has it's thorn.



- D. Sailor take warn.
7. A "galley" is:
- The kitchen of a ship
  - What a male sailor calls his girlfriend
  - Where the female sailors sleep
  - Where the captain hangs his paintings
8. Which of the following is a kind of small sailboat:
- Jiblet
  - Sunfish
  - Tagsail
  - Sandcrab
9. A "sea shanty" is:
- An old lighthouse
  - A facial-wart caused by too much wind exposure
  - A refreshing beverage enjoyed by the sailors
  - A rousing nautical song
10. A "barnacle" is:
- A tall tale told by a sailor
  - Where the animals are kept on a ship
  - A crustacean that clings to rocks and floating objects in the sea.
  - A nose-hair remover for sailors

Answers to Ahoy, Dinghy!

1 - D, 2 - C, 3 - B, 4 - C, 5 - B, 6 - D, 7 - A, 8 - B, 9 - D, 10 - C

## Bridge Building 101

Simon Kenton Council

Materials: 20 full pages of newspaper. One roll of adhesive tape.

Make several teams using the parents and boys. The object is to make a bridge as strong as possible. The bridge must span an imaginary river of 20 inches. The winner can be the bridge that is the strongest, if several are actually made.

Using judges is the best way to decide the winner, using categories: Looks most like a real bridge, Looks least like a real bridge; Looks like you guys were not building a bridge at all, etc.

Takes 10 to 15 minutes, or this game can be a project for the Webelos dens to bring into the Pack meeting.

Options: Add 10 feet of dental floss and one small tube of glue.

## Covered Wagon Inventory List

Work in groups of three boys. Tell them they are getting ready for a trip across the Plains and need to equip their covered wagons. Give them a piece of paper and have them list items they think the pioneers would have taken. An alternative: they might make two lists - one for the 1800's time frame, and one with current day items which would have been nice to have. (Radio, road maps?)

## Word Find

How many words of two or more letters can you make from the words, "Cowboys rode long and hard on the rodeo trail"?





## Meet Mister X

Santa Clara Council

As people arrive, explain that there is a mysterious Mister X in the room. Tell them to introduce themselves to everyone asking, "Are you Mister X?" (He is to answer in the affirmative.) At the end of the period, Mister X announces the first person to learn his identity and awards him a prize.

## Detective Deciphering

Aremac Giessuid credode

Tah Kobetono pheetonel

Screefiba Kielwa-eaklit snasseglus

Braulcoins Gaminngfyi sasgl necipl

Carotin Cofalifi gadeb

camera, hat, briefcase, binoculars, raincoat, disguise, notebook, walkie-talkie, magnifying glass, official badge, decoder, telephone, sunglasses, pencil

## Pack Meeting Ideas

### Cub Scout Airline

Try tying the opening, awards, and closing ceremonies together. Why not have the meeting room seating arranged like the seating on a giant airliner.

For a pre-opening activity, have everyone coming in issued a ticket. The opening is a call, announcing Cub Scout Air Lines flight number (your pack number) is ready for boarding. People board, (Cub Scout flight attendants check tickets) and all are seated and fasten their seat belts.

The Captain (Cubmaster) announces the destinations of this flight and wishes all a pleasant trip. The aircraft takes off, flies all around the United States, landing at various cities to see a skit by that nationally famous Den or to sing a song led by the Den Singers.

For the awards, the airplane lands at various places to see famous people (brand new Wolf Cub Scouts), takes off and lands somewhere else to see a Cub Scout who is receiving arrow points. The Captain might present each boy earning an award with some silver pilot's wings (cardboard cutouts covered with aluminum foil) with his award.

At the end of the round trip flight, the aircraft returns home. Pilot announces that he was pleased to have all on the trip with him (that was the closing). The folks disembark and go home.

## Leader Recognition

Since you are, or maybe should be, gearing up for your Blue and Gold Banquets I have some leader recognition ideas that I thought you would enjoy. Here is a letter from Mike Bowman on recognition he posted on Scouts-L

Went shopping today and already the merchants are geared up for the Christmas season. Made me think that it is going to start getting awfully busy before too very long. As we move into the season pressures on our time may mount up, so it may be a good idea to think about a special gift now before we get to busy.

What this? He's flipped right? Nope, I'm talking about a simple gift that any of you can give. It's called recognition of the efforts of fellow Scouters for the sacrifices they've made to help out their Scouts.

You see, in most Councils nominations for some pretty important awards must be submitted before too long. In many Councils nominations for the Silver Beaver award are due at the end of December and nominations for the District Award of Merit are due in January.

If you have a dedicated Scouter of long tenure that has really gone the extra mile to be of service, you may want to ask for a nomination form at your local Scout Service Center. The Silver Beaver Award is the highest honor given to an adult Scouter by a Council. Nationally recipients have an average of 11 years tenure and have made contributions at the Council, District, and Unit level. The District Award of Merit recognizes outstanding contributions at a District level. There is no requirement for either award that a Scouter have filled a particular position. So get out your pens and write up a nomination, if you know a deserving person.



Similarly, most religious organizations have an adult award for outstanding service to youth, Scouting, and the religious organization. If you know of an adult leader who has been active in his/her religious organization and has given outstanding service, you may want to consider a nomination for this individual. Tenure requirements vary by religious organization. For more information contact your Council's Religious Relationships Committee.

There are many other adult training and achievement recognitions in Scouting as well. If you have adult leaders that meet the requirements, take the time to give them the gift of recognition. And even if they don't meet the requirements yet, special homemade recognitions, certificates, and fun awards are always appreciated.

### **A Den Leader's Pay Day**

(substitute the candy where you see \*)

Sometimes we were **Butterfingers**

But always a **Joy**

We always did **Snicker**

After all, we are boys.

We wanted to give you **\$100,000 Grand**

But had **Zero** money

So that idea was canned.

We **M & Made** you this card

With **Mounds** of love and rhyme

To thank you for giving up

so much of your time.

Put in a row of Hershey Hugs and Kisses and have the Cubs sign it. I used poster board for mounting the candy and a calligraphy pen for printing the poem.

Thanks to Mike Bowman. Visit Professor Beaver's site with lighthearted, fun award ideas

[http://www.usscouts.org/profbvr/fun\\_awards/index.html](http://www.usscouts.org/profbvr/fun_awards/index.html)

For our Blue and Gold I have taken the yellow playtex gloves, filled them with that insulation that gets hard, then decorated them like a hand. At Walmart I got the cheap jewels and put them on like rings and bracelets, etc. and gave them a "helping Hand" award. Then one year I took cheap slippers and panty hose and made a face with glue on eyes and hair from like Hobby Lobby to rest their feet from all the running around. Then next year I took really cheap hats and made them so tacky! I glued blue and yellow netting on them with blue and gold jewels on them. That was for all the hats they have worn in scouting

Thanks to Nancy Jones

## **Where to Find Cubmaster Resources**

Home page for United States Scouting Service Project of which I am a team member--great stuff

<http://www.usscouts.org/>

Gary and Kyna's MacScouter site-great stuff

<http://www.macscouter.com/>

Hints and Tips for New Leaders

<http://www.usscouts.scouter.com/gold/cslg.html>

My cyber-friend, Don sent me the following information on his site also. It covers areas for Den Leaders, Pinewood Derbies. It is really comprehensive. It is really a mega-site for leaders. Don has a cyber Cub Scouting Handbook. It really is worth your time.



<http://www.geocities.com/Yosemite/9152/>

In addition to Lorie's great slide show site, she has a great scouting site she maintains at

<http://home.att.net/~llmcgraw/etowah/ecd-indx.htm>

This is a site I found at Lorie's site-it is a uniform bank

Lorie you are so good

<http://www.globalserve.net/~codyak/CUBCodyAK.htm>

See the text version online of Kipling's Jungle Book. Lots and lots of other great links.

<http://www2.inow.com/%7Ewag/pack273.html>

Another great site with some really great resources

<http://lonestar.texas.net/~kirk/>

<http://kirk.home.texas.net>

Deb, from my old council has been working hard on this site. She has some fabulous resources--you go girl! Wish

I could have met you while in St. Louis

<http://www.siu.edu/~women/KaskaskiaDistrict.html>

Can Scouting make a difference?

[http://www.cpcbsa.org/cpcbsa/bsa\\_info/general/charcount.htm](http://www.cpcbsa.org/cpcbsa/bsa_info/general/charcount.htm)

Scouting Jeopardy--designed for Boy Scouts but give it a try anyway

<http://www.scoutorama.com/interact/jeopardy/trivia.cfm>

Although very few Cub Links right now, he is working on it there are some great Norman Rockwell graphics

<http://www.losangeles.org/toolbox/cubscout/packs.html>

Great graphic of Tiger Cub changing to Cub and then Boy Scout

<http://www.nashville.com/~pack188/announce.htm>

A Lord Baden Powell award winning site

<http://members.aol.com/pack950/html/index.html>

An all around GREAT site for Cub and Boy Scout Leaders and Commissioners

<http://usscouts.org/profbvr/index.html>

A cyber-scouting friend that I have met maintains the following site Good job, Len!

<http://members.aol.com/chocoloc1/dist1/creekdis.htm>

Another great site

<http://www.geocities.com/Yosemite/1081/>

Lots of great links at the following

<http://ourworld.compuserve.com/homepages/dbregar/LINKS.HTM>

If you are interested in CS Wood Badge check out this site my cyber-friend Clara sent me. It gives a little insight into Wood Badge.

<http://www.epix.net/~hawkmtn/wb3.html>

## What Do Real Scouters Say About Pack Meetings?

### Here are a few postings from the Scouts-L Youth Groups Discussion List

(To subscribe to the Scouts-L Youth Groups Discussion List, send an e-mail message to listserv@tcu.edu, with the single line, SUBSCRIBE SCOUTS-L <your name>. You must send your name, as indicated, without the <>.)

From: Kelly Parker

Subject: Re: Boring Pack Meetings

Thanks to Mike Bowman for really laying out the format for a top-notch Pack Meeting. For Jim and Terry, you aren't the only ones with this problem. I had to improvise for our Cub Leader breakout at RT last week, and we ended



up talking about just this: what goes into a Pack meeting. Great discussion, and the leaders felt it was one of the best sessions ever. (Warm fuzzies for me!) Probably the most important job that a good Pack meeting does is that it gets everyone excited about the NEXT event. Den Leaders who have just had the "meeting from the dark side" gain new energy when their boys pull together on a silly stunt at the last minute. Parents see the fun--and want to help make it happen. Boys laugh at skits, listen to the Cubmaster minute, and love the attention--and want MORE.

My guess would be that 99% of the people on the list are here because of the support--and the Pack Meeting is one link in the chain of support which includes RT, Pow Wow, Training, Wood Badge, and the folks at the Council Service center. You may end up being the Cubmaster. It is not a bad job for an old ham like myself, and there are a million Scouters with broad shoulders to help hold you up. Start slow--add a song, get dens to show off, do skits, start traditions. Get TRAINED! Go to Roundtable! Then KISSMIF. It'll be great.

-- Kelly Parker

CM, Pack 43 MC, Troop 110 MC, GSUSA Junior/Brownie Troop 2026

Firebird District Camelback Neighborhood,

Cactus-Pine Council

Grand Canyon Council "I used to be an eagle"

Phoenix, AZ W-CS-41

From: William Deady

Subject: Re: Cub Problem

Hello all,

This is my first post in many months, but had to jump on this one. Our pack is going thru the same thing right now.

The pack is about 120 boys. (I know, too big, but that's another issue) At our first meeting we had a pretty good turn out. That meeting lasted all of 26 minutes. I think there was one skit and then some awards. Only a few boys who were getting their Bobcat badges were brought up front with their parents. All other awards, points, pins, loops, etc., were handed out to the boys in a small brown envelope (WHERE THEY SAT!!) while the pack advancement chair read who they were and what they got. NO! NO! NO!!!!

After that there were a few announcements and then the closing. At our next meeting we had about 45 out of 120 show up. And I don't blame the ones who didn't. That meeting was even worse, lasting about 22.5 minutes. You should have seen the looks on boys and parents and Scouters faces. We were all wondering why we came. I left that second meeting breathing fire. I called the CC and let him know what I thought of it and told him that I would step up as CM RIGHT NOW. That hasn't happened yet, but the CC is meeting with the CM and the two ACM's this week to hopefully improve things. We have people who are ready to go to other packs if things aren't improved. Some are people who have been with the pack for 3-4 years. I am ready to go to another pack and this is our 4th year with this pack. The pack has new leadership, which is where the problem is.

There are so many things that can be done at pack meetings that will keep the boys coming back for more. How about skits, songs, and silly stuff. You can start your pack meeting, after the flag ceremony, with a pack cheer. I don't know if you know the Boom Chicka Boom cheer, but the variations are limited only by your imagination. You can have various leaders interrupt the CM with some silly thing, the boys love it. How about some really awful scout jokes, the worse the joke, the more the boys love it. Have an adult leader come to your uniform inspection with the worst uniform you think of, shirt buttoned wrong, different color socks, neckerchief on backwards/sideways, different color epaulets (did I spell that right?), you get the idea. The boys love it. Notice a theme here? That's right, "the boys love it". Isn't that why we do this?? If your meetings aren't fun, they won't come back.

Please keep us posted as to what happens. I will do the same.

Bill Deady

Assistant WEBELOS Den Leader

Daniel Webster Council Webmaster

visit our site at: <http://www.dwcbosa.org>



From: "David F. Delman"

Subject: Cub Problem

To: Multiple recipients of list SCOUTS-L

Yes It happens.

Scouting at the Cub and the Boy Scout Level is variable as heck and can change in a particular pack or troop in one year due to PEOPLE called adults who are just "winging" it. Just look at the fantastic information our Mr Mike B gave you in the flash of an internet MICROsecond.

Scouting has piles of stuff from books, to videos, meeting aids, organizational aids, songs, skits, training for adults, paid and volunteer scouters huffa huff!! It is the job of the adult leaders in the chartering organization and pack or troop to use the stuff where it fits to build a robust program. "Build It (a great program) and they will come (again and again)"

I have been in a Troop/Pack where each Monthly Cub Event was bursting at the seams with enthusiasm. It was hard to get the Boy Scouts Den Chiefs to go to their sitting Boy Scout meeting when the cubs were having such a blast. In another the grade school auditorium couldn't hold all the people and running cubs.

Both packs succeeded because of a few spirited adults who wanted to make meetings a blast, and they succeeded fantastically.

As an IDEA

Give a call to your DE (District Executive) and ask him for the location of a local humming cub pack. Go and visit it for one monthly meeting and you will think you were in the 50's or 90's.

Then go get a few of your adults, that want a blast, and visit together. Hey! if you want to copy them for awhile to reduce preparation time who is going to know other than you and that fun pack. Don't do it alone, and don't switch packs.

SECONDLY!! "I do so with some trepidation." Forget fear about asking or saying something stupid or smart unless you are a paid professional or breaking your council's policies in which case shivering is quite in order. Believe me if you or anyone says something unscoutsmanlike you or they will read it from the Lister Police i.e US and YOU.

YiS, IMHO, and may we each attempt to live the SO,SL,SS,SM

Mr Dave (Hawleyton, NY (Susquenango Council))

From: James D Wellborn

Subject: Asst. CMs Presenting

To: Multiple recipients of list SCOUTS-L

WOW, 2 Asst. CMs and not just on paper..... Your CM needs to make sure to develop your experience and resource efficiently and effectively. Having at one time been CM and Awards for a Pack of 100+, let me see what the top of my head has (fewer hairs...)

The awards time was made easier by having all awards sorted by den and type (the more difficult the achievement the later on it was delivered with the rank awards being the last of the evening). The ONLY benefit of my being both was knowing what was coming ahead of that night and printing up an agenda for the order and who got what in that order.

One of your Asst. CMs could be the "point man" making sure the CM is handed the right award with the right name in an appropriate (whatever y'all determine) order. Laying it all out on a table, in order also helped.

Noisy parents and siblings became a problem more when I had fewer activities that involved them. When I did a sitting hearing activity and follow it with a moving (standing up & down or bending to a silly story) or an audience participation story (as the ones in SPARKLERS) they had avenues to vent their restlessness. Admittedly, as the Pack got gargantuan and the meetings drew big crowds (B&G, Christmas desserts, graduation) crowd noise was a challenge and as you mentioned, usually from non-Scout attendees. When the Cubs are "Sign's Up" attending and it's the non Scouts disrupting, the non-Scouts seemed to feel they had license to be discourteous for all but their own child...(herumph, herumphhh) Maybe one of the Asst. CM wandering in the back "mentioning" sign's up and the importance of being courteous role models or something to that affect. As more Cubs were involved, the more time



for awards and the less time for activity (bummer)

I'm now CC and WDL getting ready to crossover in January. The new CM was the CM long ago and has plans that sound great and very involving. We'll have our first Pack Meeting of the season in about 2 weeks. We'll meet at a school and use their sound system. The first one's always a biggee and then soccer season kicks in and attendance fluctuates.

Maybe during the non-presenting times if the Asst. CM (CA ?) wander the edges and have part of the program (a story, a song, a something) and the CM bounces activity times back and forth for their part(s) (kind of a theater in the sur-round) it would help with the back rows audience area.

If the rest of the parents see that you two have manageable jobs and are the bad guys, you might find more Asst. CMs when the time comes.

Take advantage of the exposure and experience you have available. Most of the time, when I was on the platform, I was only remotely aware of the ripples in the audience unless it was a planned part of the program. You Asst. CMs as wanderers may get a completely different perspective.

An asst. CM might set up a QUESTIONS AND MAYBE ANSWERS TABLE during the pre and post times, but not during presentations, skits, etc. One suggestion I found useful was to announce (if any of you are singing now QUIT IT ;-]) and point out 5x8 cards on a table by the stage area. Those having a question or request but not the desire or time to stand in line could write the request down and leave it in my question box (w/ name and phone #) and I'd or the appropriate person would get back to them. Made that part easier on everyone.

I entered as the CM with my Tiger Cub son, wore several hats and a few nights ago assisted with 3 Board of Reviews wit the Troop he's/we're crossing over to. I've done the SMF but the information I've gleaned off this list and assorted web sites have helped beyond imagination. I'm looking so forward to a strong Cub finish and an already fine Boy Scout start.

My thanks to all.

Jim Wellborn Gulf Ridge Council

wellboj@mail.firn.edu Crystal River, Florida

From: Barry C Runnels

Subject: Asst. Cubmaster

To: Multiple recipients of list SCOUTS-L

75 boys which most were quick active over the summer.. This caused numerous awards (2 Bobcat ranks, numerous Summertime Activity pins, Tiger Tracks, Webelos pins, camp awards, etc.) to be presented which is good, but time consuming.

There is several ways to help this along. One of the things our Pack traditionally did during September was have a Bobcat Campfire a weekend after the first Pack Meeting. It gives us a chance to get the Pack going on a positive note, give the Bobcats their awards, listen to stories, sing, skits and camp out if possible.

Put a priority on your awards. Is there some awards like belt loops that could be given at the Den meetings then the CM could mention their names at the Pack meeting or in the news letter.

Break up the awards with skits. I had a rule never give more than two sets of awards without a skit or song to break them up. There is nothing wrong with starting the meeting with giving the Tigers their paws.

Have story or song to introduce the award. I once had an American Indian (he preferred that over Native American) father who started everyone in a Indian Celebration Dance during the Wolves awards. The parents are still talking about that one.

Get all the Scouts involved. Get them to say a cheer or the Scouts name when he and his parents are called up. "CRY OF THE WOLF, STRENGTH OF THE BEAR, WEBELOS"

Another thing I did at the beginning of the meeting is I told the Scouts when I hold my arms straight out, they were to clap, but if I held them up then the were to clap and cheer LOUDLY while stomping their feet. Then we practiced a little (actually a lot). When things like announcements, awards or uniform inspections got a little long, I would raise my arms. Keeps them on their toes and they get to do what the do best.

The important thing here is put yourself in their shoes, does this seem boring? then change it or get rid of it.



This Scouting stuff has got to be FUN, FUN, FUN.

It takes a little practice but once you get the hang of it you will keep their attention most of the meeting and you will only need one leader up front. With that many ACMs, you all plan different parts of the meeting.

I think your doing a great job. You recognize there is a problem and your seeking solutions. That is 80% of the solution. Keep up the good work Dave.

Barry Runnels

"Mighty" Pack 339



# Cub Scout Activity Guide

## Planning Den and Pack Activities

### General Considerations

- Use activities to achieve the aims of Scouting - citizenship training, character development, and personal fitness.
- Remember the most important thing to Scouts is FUN!
- Variety - Scouts enjoy all sorts of activities, but quickly become bored with a single type of activity.
- Safety must be a primary consideration
- Adult supervision is required

### Crafts

- Don't overuse this one!
- Can be to help on achievements and electives or just for fun.
- Can be related to a monthly theme or in preparation for a special activity like the Blue and Gold Banquet.
- Usually started at a meeting and finished at home.
- Make sure the project is within the abilities and interests of your Scouts.
- Show how it is done.
- Offer encouragement, excite imagination and avoid criticism.
- Allow freedom for creativity and individuality.
- Use variety
- Crafts should be practical. Learning to braid is fine, but it would be better to braid an item that can be use used as a gift, part of costume. etc.
- Use simple and safe tools. Remember that a dull tool is dangerous. Tools are replaceable - boys are not.
- Power tools are dangerous, shouldn't be used by younger Scouts and never without one-to-one adult supervision.
- Remind scouts that clean-up is part of the job.

### Den Ceremonies

Keep 'em short; e.g., 3 - 4 minutes maximum.

- Praise is important.
- Simple, but impressive ceremonies inspire and motivate.
- Types of Ceremonies include:

Closing      Den Doodle Awards      Opening  
 Conduct Candle      Denner Installation      Progress Towards Ranks  
 Den Chief Recognition      Flag      Special Recognition

### Games

- Den Chiefs can be very useful in leading games.
- Choose games based on space, time, and number of players.
- Choose game types that best fit the situation - some are good for letting off steam, while quiet





games, requiring concentration, may help with a wild bunch.

- Games can involve families, Scouts only, multiple dens, etc.

## Skits

- Praise is important
- Keep it short - 3 to 5 minutes or less..
- Avoid long dialogue or memorized lines - try pantomimes or adult narration.
- Use simple props and costumes, if any are needed.
- Make sure the audience can hear. Speak slowly, clearly and loudly.
- Fit the scout to the part. Some parts may be too difficult for a particular boy.
- Screen the skits before they are presented to the Pack for good taste and scouting values.
- Give a congratulatory cheer afterwards, but avoid negative cheers; e.g., watermelon cheer.

## Tours: Planning A Den Or Pack Tour

Pick a tour that relates to Wolf or Bear Achievements:

1. Visit a zoo or nature area for Wolf Scouts
2. Visit a library and look at books and old newspapers for Bear Scouts

Pick a tour that relates to a Webelos Activity Badge for Webelos Scouts;

1. A guided tour by a Park Ranger at a nature center would be a good bet for helping Webelos Scouts working on Naturalist or Forester Activity Badges.
2. Visiting a computer center, radio station, or TV studio would help Webelos Scouts working on their Showman and Communicator Activity Badges.

Pick a tour that relates to the monthly theme:

1. Visit a fire station for fire safety month.
2. Visit a working farm (e.g., Oxen Hill, MD ) for themes related to Thanksgiving, pioneering, agriculture, etc.
3. Perform a service project for themes related to "helping others", citizenship, community, etc.

Plan some tours close to home that can be accomplished in an evening:

1. Visit a local restaurant, police station, fire station, utility, or business.
2. Take the Scouts to a local manufacturer to see how things are made.

Plan some tours for a weekend day:

1. Local Museums.
2. Federal Buildings.
3. Federal Monuments.
4. State and National Parks.
5. Federal, State, Local, Community, School and College Exhibits.
6. Festivals, Celebrations, Fairs, and Shows.
7. Sports Facilities.
8. Other out-of-doors outside activities.



## **Tours: Suggested Ground Rules**

- Be sure to contact the place you intend to visit ahead of time so that they can prepare for you and give you necessary information before you arrive.
- Consider distance - how much travel time is involved?
- Obtain a local tour permit at least 2 weeks in advance, if the trip will involve more than 50 miles.
- Let parents/guardians know where you are going and when you will return.
- Obtain a signed permission slip from each boy before the trip (take the medical release on the back of each Scout's application or obtain a medical release on the permission slip).
- Make sure there is sufficient adult supervision. Invite parents to come along. Don't go without enough adults.
- Tell your Scouts the highlights of what they can expect to see.
- Coach your Scouts in advance so that they are attentive, courteous and follow all of the necessary rules.
- Remind your Scouts that they are guests and must follow the rules of their host(s).
- Point out to your Scouts that they are representatives of Scouting and that their behavior will determine whether other Cub Scouts will be welcome later.
- Establish the Buddy System before starting the trip. Explain that the two Scout Buddies must remain together at all times.
- Scouts and leaders should be in uniform on any tour or trip.
- Decide on a meeting place, just in case someone gets misplaced.
- Make sure that each Scout has money for an emergency telephone call.
- Locate restrooms as soon as you arrive and let your Scouts know where they are.
- Know where emergency care can be obtained.
- After the trip is over, write your hosts and thank them for their courtesy, including notes from the Scouts too.

## **Camping And Camps**

### **Long Term Resident Camps**

Many Boy Scout Councils offer a week long camping experience for Webelos Scouts. Generally two adult leaders for every five scouts must accompany each Pack. Programs may offer Webelos Scouts the opportunity to master archery, learn how to shoot safely with a BB-rifle, swim, enjoy boating, learn campcraft skills and gain an appreciation for natural resources. These camps are very popular and it is not uncommon for all available camping sites to be reserved by January each year.

### **Cub Scout Day Camps**

Each summer most Councils and Districts operate Cub Scout Day Camps. These camps provides an opportunity for scouts to participate in games, sports, archery, crafts, storytelling, and a wide variety of organized activities. Early reservations are a must. Watch for details at Cub Scout Roundtable meetings and in your local Council/District newsletters.

### **Council And District Camporees**

Most Councils/Districts hold Camporees twice a year. At least one Camporee, second year Webelos Scouts are usually allowed to camp overnight with their Pack. Packs usually camp with or near the Troop that these Scouts will bridge into in the Spring. The Troop may help with tents and camping gear. First year Webelos Scouts are frequently



invited to attend day-time activities designed for their age group following the Webelos Woods program. Watch for details at Cub Scout Roundtable meetings and in your local Council/District newsletters.

## Webelos Overnight Campouts

Each Cub Scout Pack's Webelos Dens may participate in overnight camping trips, provided each scout is accompanied by an adult partner. The Pack must file a Local Tour Permit Application with the Council Office or Senior District Executive at least two weeks in advance. (Overnight camping is available only to Webelos Scouts in accordance with the rules spelled out in the Cub Scout Leader Manual and the Guide to Safe Scouting.)

## The Rules

These rules are from the GUIDE TO SAFE SCOUTING:

The Boy Scouts of America has established the following guidelines for its members' participation in camping activities (bold in the original, indicates a mandatory rule):

- Overnight camping by second- and third-grade Cub Scout dens or Cub Scout packs (other than at an approved resident camping facility operated by the local council) is not approved, and certificates of liability will not be provided by the Boy Scouts of America.
- Cub Scouts (second and third graders) and Webelos Scouts (fourth and fifth graders) may participate in a resident overnight camping program covering at least two nights and operating under certified leadership in an established Scout camp operated by the council during the normal camping season.
- A Webelos Scout may participate in overnight den camping when supervised by his mother or father. If a parent cannot attend, arrangements must be made by the boy's family for another youth's parent (but not the Webelos leader) or another adult relative or friend to be a substitute at the campout.
- Family camping: an outdoor camping experience, other than resident camping, that involves Cub Scouting, Boy Scouting, or Exploring program elements in overnight settings with two or more family members, including at least one BSA member of that family. (Youth Protection guidelines apply.)
- Recreational family camping: when Scouting families camp as a family unit outside of an organized program. It is a nonstructured camping experience, but is conducted within a Scouting framework on local council-owned or council-managed property. Local councils may have family camping grounds available for rental at reasonable rates. Other resources may include equipment, information, and training.
- Program-managed family camping: The local council or unit provides all the elements of the outdoor experience, which must be conducted on local council-owned or -managed property. It is a one-day or longer event with major program areas staffed. This could include food service, housing, and a complete program schedule. Family programs for Cub Scout units must have local council approval.
- Model A: typically a weekend experience for the Scout member and an adult member of his family. Examples: dad-and-lad, mom-and-me, and parent-and-pal.
- Model B: an outdoor experience of one or more days at a set BSA-owned or -managed camping location where the Scout's entire family is encouraged to participate.



# Recruiting

## School Night for Cub Scouting

School Night is a concerted effort, usually led by the council membership committee in May, September, or October each year in the school systems (private, parochial, and public). One evening is designated for all parents to gather at the school to learn about and hopefully join Cub Scouting. Information is available from your unit commissioner or the local service center.

The above Training Tip comes directly from the Cub Scout Leader book. I just pulled out one of six points under the title "Recruiting Boys". Since my early days as a leader I found this book invaluable. Try to get one for yourself or start up a Pack library with the many different EXCELLENT publications put out by the BSA. Another favorite book of mine is the How-To Book.

The following are ideas that were sent to me that I believe will really help you have an outstanding School Night for Scouting

Set up about 6 "Olympics" stations (Frisbee throw, toss dice into pan, etc.). Make lots of medals ahead of time, and make sure each boy gets one. Ask a few Boy Scouts to come (in uniform, of course) to help with the games and to talk to the kids about their experiences in scouts. (This would also give the boy scouts a sample of what being a Den Chief would be like and possibly get them interested in participating in that program.) If you have enough helpers, you can offer both active and non-active games and let the children choose which they want to do. We usually brought a pinewood derby track and several cars and let the boys race them. It always worked. One year one of the den chiefs was wearing his patch vest and many boys spent the entire time listening to him describe the activities that went with the patches. Have the boys put on a play. I used to like "The World's Ugliest Man." Very funny play. Rehearse them, and then have them stage it for the parents. Agent X is a lot of fun, too. A good gathering activity. The "turtle" races, with a wooden cutout of a turtle on a string (from the Cub Scout Leader's How-To Book) are always very popular. Another idea is to bring in some big cardboard boxes, provide plenty of tape, coloring or paint, and an adult to cut doors and such with a box-cutter or utility knife: let the kids go to town on making a fort, castle, maze, or whatever. After that, they can get inside and play tank. For the last several years my troop has assisted our local cub pack with their back-to school night. The pack has a opening ceremony which is then followed by the new cubs leaving the hall and going into another hall/school gym. We have some boy scouts who set up 4-5 round robin stations. We split the kids up, and they get about 6-10 minutes at each station. By splitting the kids up into smaller groups, it makes things easier to control. Stations can be basic first aid, simple knots, fun games, etc. -- basic skills that the kids have to join in and do. This gives the pack leaders some quiet time to talk turkey with the parents. The pack leaders like it, and the kids (scouts & cubs) think it's great.

What always works for us is some physical activity. We usually have our bicycle rodeo then. Kids love it and see how much fun we have.

### From Ed Dunn's District Executive Survival Guide:

(1) Have a paper airplane contest.

(2) Make up a list of possible outings and activities, being sure to include things that the Pack (or dens) has done in the past. Give the list to the boys and ask them to circle the ones they would most like to do. (Some of the activities will have a cost associated with them, and should be marked accordingly: \$, \$\$ or \$\$\$; there should only be a few with multiple dollar signs.) This list will give the boys an idea of what Cub Scouts do, and can also be used to help recruit adult leaders by showing them concrete ideas for activities to organize (it's the unknown that scares most of them off).

Some of the games and activities we've done include:

### Pass the hula hoop around the circle

Supplies: hula hoops



Divide the kids into 2 or 3 equal groups; each group forms a circle holding hands, with one pair reaching through a hula hoop. On the signal, they must pass the hula hoop all the way around the circle without letting go. (The smaller kids get a kick out of this, because for once they have an \*advantage\* over the big kids because they fit through the hoop easier!)

### **Wrestling Clothespins**

Supplies: wooden clothespins (round ones are best); crayons or markers; sturdy rubber bands; shoe-box tops (optional) Have each child decorate a clothespin to look like a person, then find a partner to wrestle. Wrap a rubber band around the pair of clothespins once or twice, then twist one clothespin several times to wind the band up tight between them (be sure to count the twists so every match is equal). Carefully place the pins into the shoe-box-top "ring" and let go. They will twist and jump (to the players' delight); when they stop, the one on top is the winner. Repeat as many times as you have patience for!

### **Circle knot**

Supplies: none.

Using 6-10 people, make a circle. Everyone puts their left hand into the circle (don't hold hands). Then reach in with your right hand and take the left hand of anybody \*except\* the people beside you. Now, without letting go, untangle the knot. (Have one or two adults or helpers to work with the children and be sure nobody gets too rambunctious.) You should end up back in the original circle (or maybe with two interlinked circles). Teaches cooperation and teamwork; can be done as a race, but I find it works better without the pressure of competition.

Sing action songs, like "Kentucky Fried Chicken and a Pizza Hut"; "I Don't Care If I Go Crazy (1-2-3-4-5-6-Switch)"; "Head, Shoulders, Knees, & Toes", etc. The zanier the better! We have some of our second-year Webelos act as helpers. Have them wear full regalia (patch vest and everything) -- the younger kids are really impressed by all the stuff they have on their uniforms, plus it gives them something to talk about, explaining what each patch or award is for (which can be helpful as an ice breaker). (Be sure to select Webelos that are going to be \*helpers\* and not ones that would just contribute to the chaos!)

Our "Back to School Night" is generally the first meeting back after summer vacation to get all our kids involved in the pack again. Last year we had a carnival theme with several different games and relays. Most of them we took directly from the Cub Scout Leader How-To Book (Pack Activities, Rainy-Day Field Day) and the MacScouter's Big Book of Games. Here's a list of some of the things we did:

1) Bowling for Spuds (MacScouter's Big Book of Games)

Need 9" balloons, paper cups, beans or rice, tape & potatoes. Put some beans in the cup for weight, blow up the balloon & tape it to the cup. Bowl with the potato. Gotta watch to be sure they roll the potatoes and don't throw them.

2) Panty hose race (Cub Scout Leader How-To Book) Need several pairs of panty hose. Teams of 2 race to put on the pantyhose and then race across the room & back. We even had leaders doing this one!

3) Twenty-Foot Relay (Cub Scout Leader How-To Book) Need lemons & sticks. Relay teams use a stick to roll lemons down a course & back.

4) Fluff (Cub Scout Leader How-To Book)

Need paper plates & feathers A race carrying a plate of feathers a certain distance & back without dropping any. They must pick up any they drop before continuing.

5) Bean race (source unknown) Need beans, toothpicks, bottles. Boys place beans, one at a time in a bottle. To top it all off, we had an ice cream booth where everyone who wanted it could have a scoop of ice cream. It was a big hit with most of the pack showing up and having a good time.

In 1994 we held a Carnival at the local school IN conjunction with School Night. Are You Kidding? you might say. Nay, would be the reply. FAMILIES join Cub Scouting, not just the boy. Moms will come with Johnny. I Want To Join, but if she is single Mom, or Dad is at the salt mines, who's going to watch or attend to siblings?? We smooth-talked the school into a "Welcome Back Carnival", split the costs 50-50, then got local business people to buy ads in the



homemade "School Night Flyers" that were a thread off of the stuff National cranked out. While "little Johnny" and the other boys were shrieking and laughing, we coffeed and cookied the Moms and Dads... out of 63 known families who were there, we ended up with 58, many of whom have recently graduated. The catch line for the Carnival..."If You Think THIS is Fun, Wait'll You Join Cub Scouts!"

## Pack Newsletters

### Pack Newspaper

Santa Clara Council

It doesn't have to be fancy nor computer-generated. Boys can hand-write their articles and illustrate them. Or adult can help type their articles. Cut and paste the articles and illustrations. Involve the boys. They like to see their own names in print.

At the pack meeting, set aside some time for "interviewing." Boys can interview Cub Scouts and ask them specific questions like their favorite Cub Scout activities, and their favorite after-school snack, etc. Make it short and simple. They can write a rough draft at the pack meeting and finish it up with illustrations at the den meeting. Each den can have their own page in the newspaper. Don't forget the news from the dens. (All of this ties in with Bear Achievements 8 and 18.)

### How To Make Your Own Newspaper

From the Santa Clara County Council

1. How to get started: Think of a name for your newspaper and decide which stories to include.
2. Gather the Facts: Interview people who have information. Visit the location where the story is taking place.
3. Write the story: Make an outline or rough draft first--all news reporters do that. Put the basics of WHO, WHAT, WHERE, WHEN, WHY, and HOW at the beginning. Write a headline that tells the story in a few words. (Don't insist too much on correct writing style. If the boys enjoy writing, encourage them!)
4. Set the words in columns, if you wish. Most papers use a column format.
5. Begin to paste up the paper with articles and illustrations. Use glue stick or clear tape to hold in place.
6. Print your newspaper: Make one photocopy. If it looks good, make as many copies as needed. If dark lines show, use liquid correction fluid to cover. Make photocopies from corrected version. Deliver the newspaper to readers. (Have enough copies made for each boy in the pack. Some copying companies will give Scouters a discount. Others will give you a discount if you make at least 1000 copies, which is not difficult to do with the pack bulletin.

## Pack Administration

### Financial Planning Information

In the past many new leaders have asked for details on financial planning in break-out & general discussion sessions. This handout is intended to give you an outline of unit financial planning considerations. The cornerstone of good financial planning is a budget. The same is true of the financial planning you will face in running a pack. The Pack Committee is responsible for planning the pack's budget. As your Pack Committee plans its budget, it will generally consider the items listed provided below. Although the list is fairly comprehensive, be aware that each pack will have expenses that are unique to its operations and that you may have income sources other than those in the list.

1. **BUDGET - EXPENSE ITEMS**
  - a. Dues and Fees
    - i. Individual Registration Fees - \$7.00 each.



- ii. Boys Life Magazine - \$7.80
  - iii. Pack Dues, if any (Some Packs charge dues on an annual or semi-annual basis)
  - iv. Unit Accident Insurance
- b. Basic Operating Expenses
- i. Advancement Awards
 

This may be the biggest single budget item depending upon the size of your pack and the progress of your scouts. For example advancement awards for a Webelos Scout earning 8 Activity Badges, 3 Belt Loops, Webelos Rank, Compass Patch, and Compass Point would cost just under \$15. A den of six boys with similar advancement would then cost \$90. Wolf and Bear advancement costs are generally much lower. You may also want to factor in the cost of Attendance Award Pins and Services Stars at \$2.00 per scout and \$1.00 per registered leader.
  - ii. Insignia and Regalia of Membership
 

Some units present each new scout with his Council Strip, Unit Number, Neckerchief, and slide at an induction ceremony or at a Tiger Cub crossover ceremony.
  - iii. Leader Training Fees
  - iv. Fees associated with reserving meeting places
  - v. Day Camp Registration Fee
  - vi. Long Term Resident Camp Registration Fees
  - vii. Council & District Activities Registration Fees (e.g. Camporee, Pinewood Derby, Scout Extravaganza)
- c. Program Materials
- i. United States Flag, Pack Flag, Den Flags, if new ones are needed.
  - ii. Ceremonial equipment
  - iii. Record books, forms, etc.
  - iv. Cub Scout Leader Books for Registered Leaders
  - v. Other books, literature, and materials needed for meetings.
- d. Activities
- Usually pack activities are financed by charges to each participant. However, some activities require special pack equipment or the payment of fees in advance. These costs should be budgeted as expenses and fees charged to participants listed as income.
- i. Holiday Party or Special Events
  - ii. Pinewood Derby Cars -- Some packs provide each Scout with a pinewood derby kit as a present at a holiday party.
  - iii. Maintenance of Pinewood Derby Track
  - iv. Pinewood Derby Expenses
  - v. Blue and Gold Banquet Expenses
  - vi. Scout Extravaganza Display
  - vii. Spring, Summer or Fall Picnic or Cook-out
  - viii. Den Support -- Some packs allocate an amount to each den to defray the costs of den activities and crafts that exceed den dues
  - ix. Equipment



## 2. BUDGET - SOURCES OF INCOME

- a. Dues/Fees
- b. Sale of Scouting Event Tickets
- c. Pack Meeting Fundraisers - Cake Auction
- d. Council/District Popcorn Sales
- e. Yard Sales/Flea Marketing
- f. Other Approved Fund Raising Activities
- g. Reserve Fund established by Chartering Organization

## 3. BANK ACCOUNTS

Each Pack should have its own bank account maintained by its treasurer. Pack monies should never be deposited in a personal bank or checking account. To insure that monies are properly accounted for the Pack Committee should set up controls; e.g. limiting the number of persons who can sign Pack checks, requiring advance approval of expenditures in excess of a certain amount, monthly reports, etc. At a minimum the Pack Committee must decide who will:

- a. Sign account signature cards and checks
- b. Make deposits
- c. Have checks available for use
- d. Approve expenses and at what level

# Knots

## The Adult Leader Awards

The knots are important. They can help keep your adult leaders motivated, and they are a great way to recognize long hours of cheerful service to the boys. Keep good records. Following are reproductions of the record cards.






## PROGRESS RECORD FOR THE TIGER CUB COACH AWARD

Cut along solid lines; fold along dotted lines.



**(Reproduce locally.)**

<p style="text-align: right;">Pack committee chairman or commissioner _____ Date _____</p> <p style="text-align: center;"><b>Approved by</b></p> <p>Do all of the following:</p> <ul style="list-style-type: none"> <li><input type="checkbox"/> Conduct a Tiger Cub roundup for your pack with at least five new Tiger Cub boy/adult teams recruited each year (for 2 years).</li> <li><input type="checkbox"/> Contact the host team each month and provide support as needed (for 2 years).</li> <li><input type="checkbox"/> Coordinate Tiger Cub den participation in two Cub Scout pack activities each year (for 2 years).</li> <li><input type="checkbox"/> Graduate a Tiger Cub den into Cub Scouting with at least 75 percent of the Tiger Cubs becoming Cub Scouts each year (for 2 years).</li> </ul> <p style="text-align: right;">Pack committee chairman or commissioner _____ Date _____</p>	<p style="text-align: right;">Pack committee chairman or Cubmaster _____ Date _____</p> <p style="text-align: center;"><b>Approved by</b></p> <p>From _____ To _____</p> <p>From _____ To _____</p> <p style="text-align: center;"><b>Dates of Service</b></p> <p>Complete 2 years as a registered Tiger Cub coach.</p> <p style="text-align: center;"><b>TENURE</b></p> <p style="text-align: right;">Pack committee chairman or commissioner _____ Date _____</p> <p style="text-align: center;"><b>Approved by</b></p> <ul style="list-style-type: none"> <li><input type="checkbox"/> Complete Fast Start training.</li> <li><input type="checkbox"/> Complete Cub Scout Leader Basic Training.</li> <li><input type="checkbox"/> Participate in a Cub Scout leader pow wow or attend at least four roundtables.</li> </ul> <p style="text-align: center;"><b>TRAINING</b></p>
<p style="text-align: center;"><b>PERFORMANCE</b></p>	<p style="text-align: center;"><b>TRAINING</b></p>
<p style="text-align: center;"><b>DISTRICT ACTION</b></p> <p>This progress record has been reviewed and the candidate has met the standards for the Tiger Cub Coach Award. The award is approved.</p> <p><b>Approved by</b> _____ For the district _____ Date _____</p>	<p style="text-align: center;"><b>PROGRESS RECORD FOR THE TIGER CUB COACH AWARD</b></p> <div style="text-align: center;">  </div> <p>Name _____</p> <p>Address _____</p> <p>City _____</p> <p>Pack No. _____ District _____</p> <p>Council _____</p> <p style="text-align: center;"><b>BOY SCOUTS OF AMERICA</b></p>






## PROGRESS RECORD FOR THE DEN LEADER AWARD

Cut along solid lines; fold along dotted lines.



**(Reproduce locally.)**

<p style="text-align: center;"><b>PERFORMANCE</b></p> <p>Do five of the following:</p> <ul style="list-style-type: none"> <li><input checked="" type="checkbox"/> During at least one program year, the Cub Scouts in your den earn the rank for their grade or age (Wolf or Bear).</li> <li><input checked="" type="checkbox"/> At least once, reregister a minimum of 75 percent of the eligible members of your den as a part of pack rechartering.</li> <li><input checked="" type="checkbox"/> Graduate a minimum of 60 percent of the eligible members of your den into Webelos Scouting.</li> <li><input checked="" type="checkbox"/> Have an assistant den leader or den chief who meets regularly with your den.</li> <li><input checked="" type="checkbox"/> Have 50 percent or more of your den members subscribe to <i>Boys' Life</i> magazine.</li> </ul>	<p style="text-align: center;"><b>TRAINING</b></p> <p>Complete "The New Den Leader" Fast Start training.</p> <p><input checked="" type="checkbox"/> Complete Cub Scout Leader Basic Training.</p> <p><input checked="" type="checkbox"/> Participate in a Cub Scout leader pow wow or attend at least four roundtables.</p> <p>Approved by _____ Date _____</p> <p style="text-align: center;"><b>TENURE</b></p> <p>Complete 2 years as a registered den leader, or 1 year as an assistant den leader and 1 year as a den leader.</p> <p>Dates of Service From _____ To _____ From _____ To _____</p> <p>Approved by _____ Date _____</p>
<p><input checked="" type="checkbox"/> Conduct at least three den meetings per month, 9 months per year or an optional meeting plan approved by the pack.</p> <p><input checked="" type="checkbox"/> Participate with your den in a Cub Scout day camp or Cub Scout resident camp experience.</p> <p>Approved by _____ Date _____</p> <p style="text-align: center;"><b>DISTRICT ACTION</b></p> <p>This progress record has been reviewed and the candidate has met the standards for the Den Leader Award. The award is approved.</p> <p>Approved by _____ Date _____</p>	<p style="text-align: center;"><b>PROGRESS RECORD FOR THE DEN LEADER AWARD</b></p> <div style="text-align: center;">  </div> <p>Name _____</p> <p>Address _____</p> <p>City _____</p> <p>Pack No. _____ District _____</p> <p>Council _____</p> <p style="text-align: center;"><b>BOY SCOUTS OF AMERICA</b></p>




## PROGRESS RECORD FOR THE CUBMASTER AWARD

Cut along solid lines; fold along dotted lines.



**(Reproduce locally.)**

<p style="text-align: right;"><small>Pack committee chairman or commissioner</small> Date _____</p> <p style="text-align: center;"><b>Approved by</b></p> <p>From _____ To _____ From _____ To _____ From _____ To _____</p> <p style="text-align: center;"><b>Dates of Service</b></p> <p>Complete 2 years as a registered Cubmaster or as a registered assistant Cubmaster for 1 year and a Cubmaster for 1 year.</p> <p style="text-align: center;"><b>TENURE</b></p>	<p style="text-align: right;"><small>Pack committee chairman or commissioner</small> Date _____</p> <p style="text-align: center;"><b>Approved by</b></p> <p>Participate in a Cub Scout leader pow wow or attend at least four roundtables. <input type="checkbox"/></p> <p>Complete Cub Scout Leader Training. <input type="checkbox"/></p> <p>Fast Start training. <input type="checkbox"/></p> <p>Complete "The New Cubmaster" <input type="checkbox"/></p> <p style="text-align: center;"><b>TRAINING</b></p>
<p style="text-align: center;"><b>PERFORMANCE</b></p> <p><input type="checkbox"/> As a Cubmaster or assistant Cubmaster in a pack, earn the national Quality Unit Award at least twice.</p> <p><input type="checkbox"/> At least once, earn the National Summertime Pack Award.</p> <p><b>Approved by</b></p> <p style="text-align: right;"><small>Pack committee chairman or commissioner</small> Date _____</p> <p style="text-align: center;"><b>DISTRICT ACTION</b></p> <p>This progress record has been reviewed and the candidate has met the standards for the Cubmaster Award. The award is approved.</p> <p><b>Approved by</b></p> <p style="text-align: right;"><small>For the district</small> Date _____</p>	<p style="text-align: center;"><b>PROGRESS RECORD FOR THE CUBMASTER AWARD</b></p> <div style="text-align: center;">  </div> <p>Name _____</p> <p>Address _____</p> <p>City _____</p> <p>Pack No. _____ District _____</p> <p>Council _____</p> <p style="text-align: center;"><b>BOY SCOUTS OF AMERICA</b></p>




## PROGRESS RECORD FOR THE CUB SCOUTER AWARD

Cut along solid lines; fold along dotted lines.



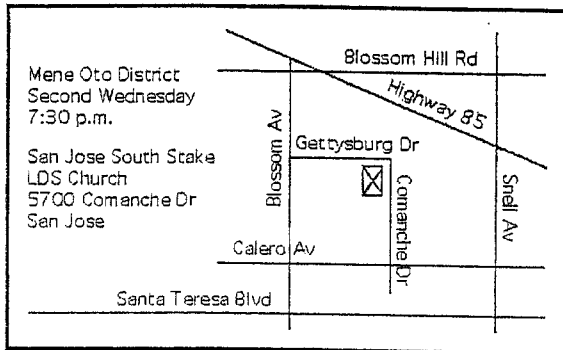
**(Reproduce locally.)**

<p style="text-align: center;"><b>PERFORMANCE</b></p> <p>Do five of the following:</p> <ul style="list-style-type: none"> <li><input type="checkbox"/> Assist in planning a pack program that results in advancement in rank by a minimum of 50 percent of pack members each year.</li> <li><input type="checkbox"/> Serve as an adult leader related to a pack that earns the National Quality Unit Award.</li> <li><input type="checkbox"/> Serve as leader of a blue and gold dinner, pinewood derby, space derby, rain gutter regatta, field day, picnic, or other Cub Scout activity.</li> <li><input type="checkbox"/> Give leadership to a promotional effort that results in at least 60 percent of pack members subscribing to <i>Boys' Life</i> magazine.</li> <li><input type="checkbox"/> Give leadership to planning and organizing Tiger Cub dens in at least 50 percent of the Cub Scout packs in the district or council.</li> <li><input type="checkbox"/> Conduct Tiger Cub coach training in the district or council.</li> <li><input type="checkbox"/> Graduate at least 60 percent of the Tiger Cubs in the district or council into Cub Scouting as registered Cub Scouts.</li> <li><input type="checkbox"/> Develop or update a Tiger Cub activity book listing places to go, things to do, costs, distances, etc., locally for each big idea.</li> </ul>	<p style="text-align: center;"><b>TRAINING</b></p> <ul style="list-style-type: none"> <li><input type="checkbox"/> Complete Fast Start training, if available for your position.</li> <li><input type="checkbox"/> Complete Cub Scout Leader Training.</li> <li><input type="checkbox"/> Participate in a Cub Scout leader pow wow or attend at least four roundtables.</li> </ul> <p>Approved by _____ Date _____</p> <p style="text-align: center;"><b>TENURE</b></p> <p>Complete 2 years as a registered adult leader in Cub Scouting in a pack, or in a district or council Cub Scouting position.</p> <p>Dates of Service From _____ To _____ From _____ To _____</p> <p>Approved by _____ Date _____</p> <p style="text-align: center;"><small>Pack committee chairman, Cubmaster, commissioner, or other appropriate person</small></p>
<ul style="list-style-type: none"> <li><input type="checkbox"/> Give leadership to planning and conducting a pack service project.</li> <li><input type="checkbox"/> Organize participation of a pack in the Cub Scout sports program.</li> <li><input type="checkbox"/> Help with two annual unit or district Friends of Scouting campaigns.</li> <li><input type="checkbox"/> Help organize or reorganize a Cub Scout pack.</li> <li><input type="checkbox"/> Serve as a district or council Cub Scout leader trainer.</li> <li><input type="checkbox"/> Serve as a leader of a Cub Scout day camp or resident camp.</li> </ul> <p>Approved by _____ Date _____</p> <p style="text-align: center;"><small>Pack committee chairman, Cubmaster, commissioner, or other appropriate person</small></p> <p style="text-align: center;"><b>DISTRICT ACTION</b></p> <p>This progress record has been reviewed and the candidate has met the standards for the Cub Scouter Award. The award is approved.</p> <p>Approved by _____ Date _____</p> <p style="text-align: center;"><small>For the district</small></p>	<p style="text-align: center;"><b>PROGRESS RECORD FOR THE CUB SCOUTER AWARD</b></p> <div style="text-align: center;">  </div> <p>Name _____</p> <p>Address _____</p> <p>City _____</p> <p>Pack No. _____ District _____</p> <p>Council _____</p> <p style="text-align: center;"><b>BOY SCOUTS OF AMERICA</b></p>

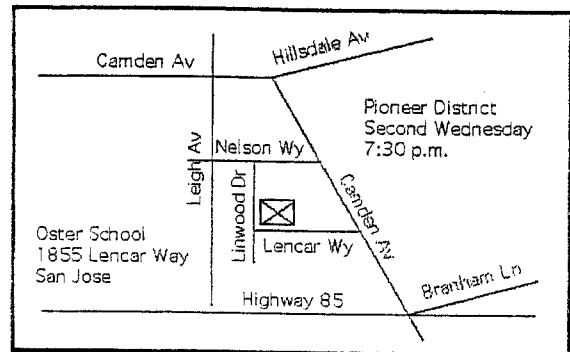


# District Roundtable Meeting Locations and Times

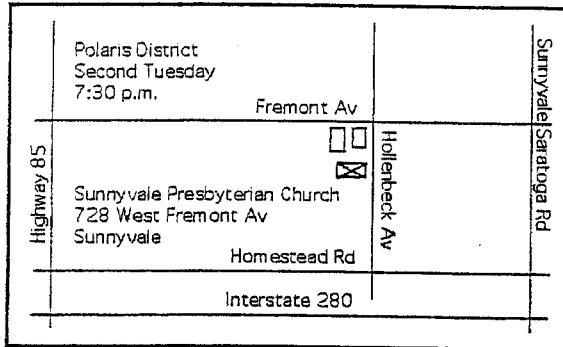
## Mene Oto District



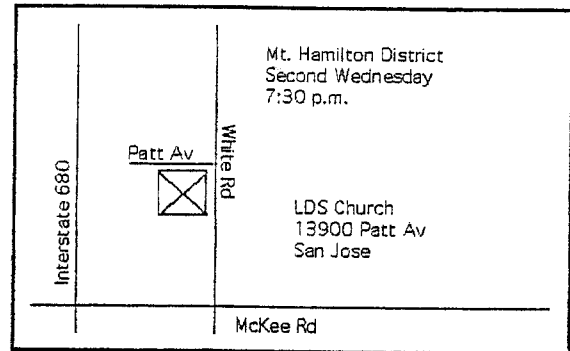
## Pioneer District




## Polaris District



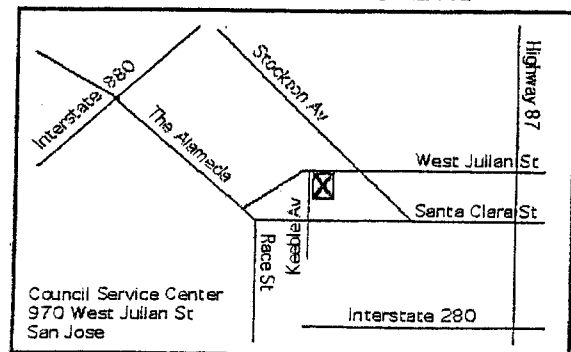
## Mt. Hamilton District



## Gavilan District



## Council Service Center



BCB 1/99 F:\data\district\Map Sheet.pub



**SAN FRANCISCO**

**SCOUT SHOP**

**BOY SCOUTS OF AMERICA**



**Your Complete One-Stop Scout Shop**



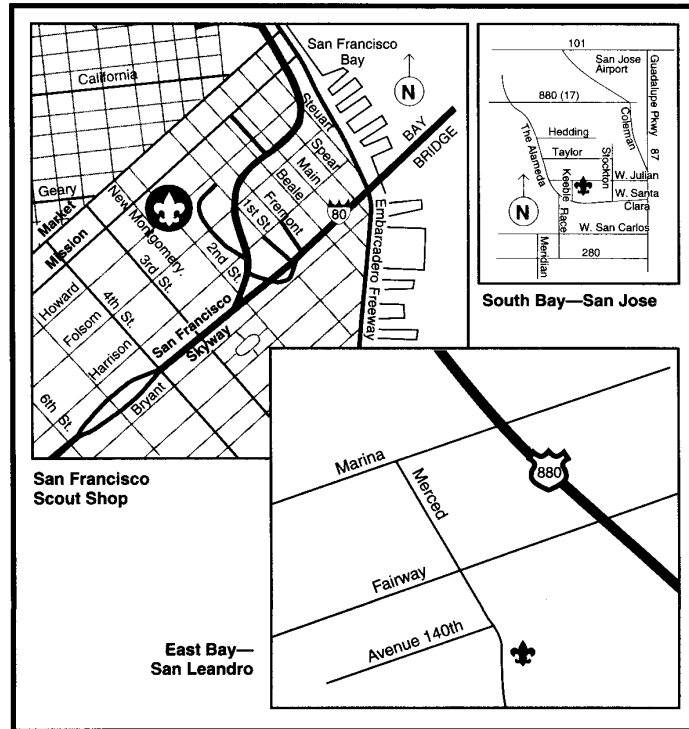
**TIGER CUBS • CUB SCOUTING • BOY SCOUTING • VENTURING • VARSITY SCOUTING**

**MAIN STORE**  
 186 2nd Street  
 San Francisco, CA 94105-3809  
 (415) 543-2552 • Fax: (415) 543-1364  
 Mon.–Fri.: 8:30 a.m.–5 p.m.  
 Sat.: 9 a.m.–5 p.m. • Closed Sunday

**SOUTH BAY**  
 Scout Shop Satellite  
 970 W. Julian Street  
 San Jose, CA 95126  
 (408) 279-2086 • Fax: (408) 279-0659  
 Mon.–Wed., Fri. & Sat.: 9 a.m.–5 p.m.  
 Thurs.: 9 a.m.–8:30 p.m. • Closed Sunday

**EAST BAY**  
 Scout Shop Satellite  
 2950 Merced St., First Floor  
 San Leandro, CA 94577  
 (510) 357-0309 • Fax: (510) 357-1372  
 Mon.–Fri.: 9 a.m.–5 p.m.  
 Sat.: 8:30 a.m.–4:30 p.m.  
 Closed Sunday

**UNIFORMS • INSIGNIA • LITERATURE  
 TROPHIES & AWARDS • CAMPING EQUIPMENT  
 GIFT CERTIFICATES • CRAFTS • AND MORE**



The San Francisco Scout Shop is owned and operated by the Boy Scouts of America

**THE DISTRIBUTORS LISTED BELOW ARE ALSO LICENSED TO CARRY OFFICIAL BOY SCOUT MERCHANDISE:**

American Trophies  
 516 W. 3rd Street  
 Antioch, CA 94509

American Trophies  
 425 Oak Street  
 Brentwood, CA 94513

Scenario Game and Hobby  
 Shop  
 37120 Fremont Blvd  
 Fremont, CA 94536

70-834

Dom's Surplus, Inc.  
 1870 1st Street  
 Livermore, CA 94550

Western Warehouse  
 251 Fanch Road  
 Milpitas CA, 95035

Pacific Skyline Council  
 Palo Alto Service Center  
 1305 Middlefield Road  
 Palo Alto, CA 91107

American Trophies  
 3105 Railroad Ave.  
 Pittsburg, CA 94565

Mount Diablo-Silverado Council  
 800 Ellinwood Way  
 Pleasant Hill, CA 94523

Monterey Bay Area Council  
 55 San Joaquin  
 Salinas, CA 93901

Pacific Skyline Council  
 San Mateo Service Center  
 1300 South Amphlett Blvd.  
 San Mateo, CA 94402

Marin Council  
 225 West End Ave.  
 San Rafael, CA 94901

Merry Mart Uniforms  
 33 Washington Street  
 Santa Clara, CA 95055

Redwood Empire Council  
 2240 Professional Drive  
 Santa Rosa, CA 95403

McCaulou's  
 Call for Participating Stores

9/99



