



PREPARE FOR EMERGENCIES - BIG IDEA #4

CRAFTS AND ACTIVITIES

FIREMAN'S HOSE GAME

Have each team of boys roll sheets of newspaper into tubes and connect them with tape so the final tube is at least 5 feet long. When they are ready, roll a marble or other object down the tube to make sure it goes through. The first team to have their "water" get through the pipe is the winner. This game helps strengthen teamwork skills.



FIREMAN'S DRAG RACE

This game can be played indoors or out. Have the boys divide into teams of three. Using an old sheet or blanket as a sling, they must drag one member of their team around a decided course. You can make it interesting by creating obstacles for them.


FIRE HOSE OFF

Equipment needed:

2 long sections of hose with plastic nozzles on the ends

long length of weed eater string

large Gatorade bottle to slide on the string



DIRECTIONS

Play this game outdoors during warm weather. Hook up the hoses to a Y connector so both lines are coming off the same water spigot. Tie the ends of the weed eater string between two trees or fence posts, approximately 6 to 8 feet off the ground with the Gatorade bottle hanging loosely from the center of the string. Turn on the water and have two teams of boys at opposite ends of the string. Cross the water streams above the bottle, say "Go", and watch the action start as the boys lower their water streams onto the bottle and try to push it to the opponent's end of the string. Be prepared to get wet and have a lot of fun!



FIRE PREVENTION

Tune: Clementine

Check your hallways; check your closets,
And underneath the stairwell, too.
For if you've piled lots of junk there,
A big fire may call on you.
Dirty paint rags, piled up papers,
Frayed extensions cords won't do.
Fire prevention is the answer
All Tigers must follow through.



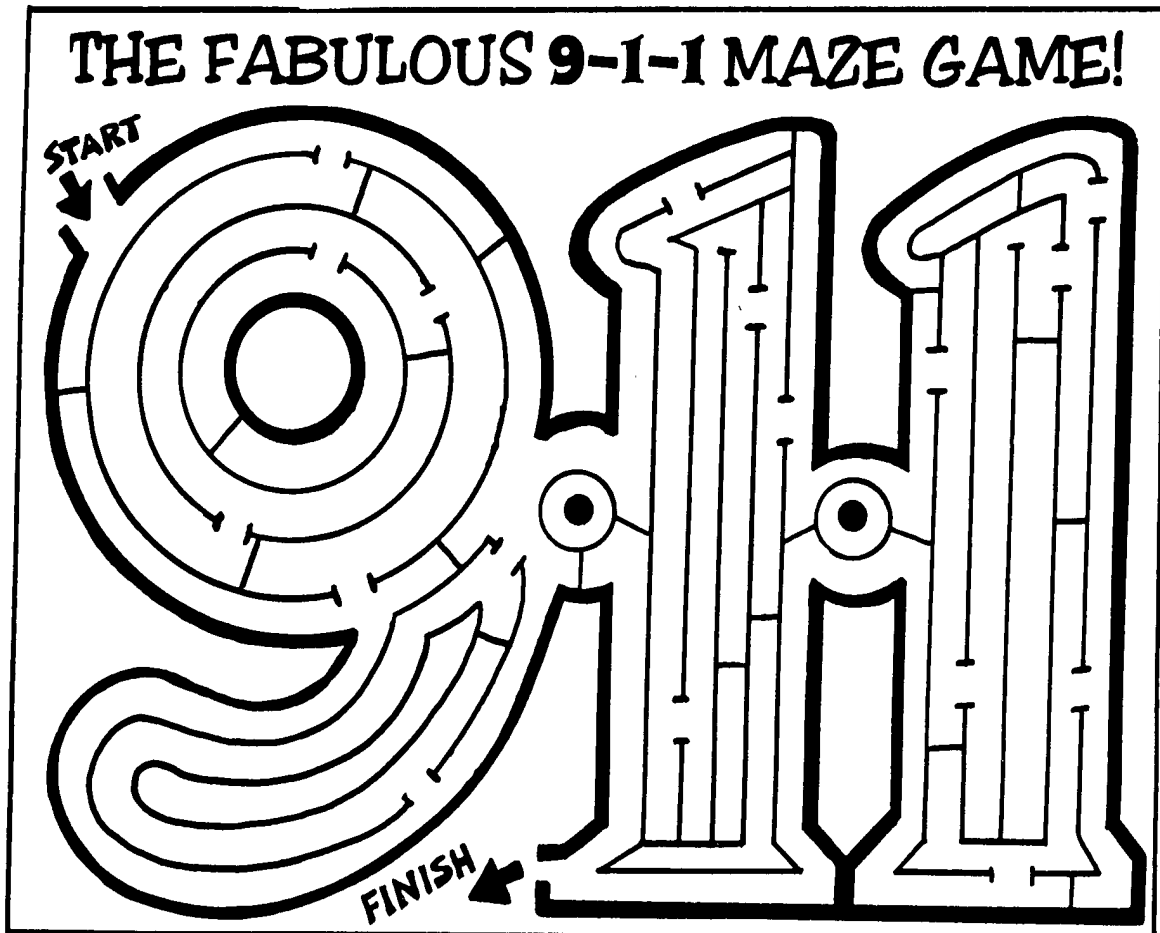
RETURN TO
MAIN
CONTENTS

TIGER CUBS

RETURN TO
SECTION
CONTENTS

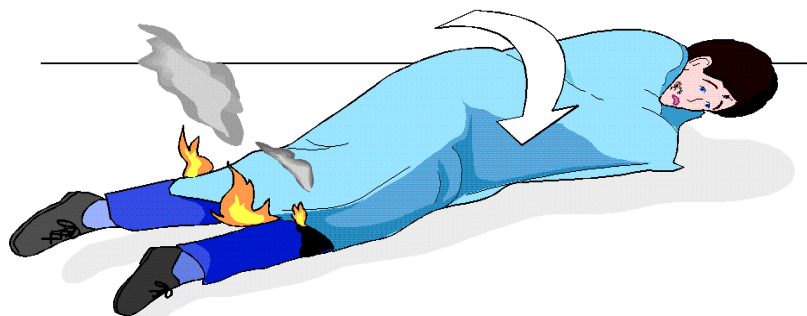


PREPARE FOR EMERGENCIES - BIG IDEA #4



Make sure the boys understand that, if their clothes catch on fire, they should immediately
“STOP, DROP AND ROLL”

A small blanket or towel can also help smother flames. Have the boys practice
“STOP, DROP AND ROLL”





PREPARE FOR EMERGENCIES - BIG IDEA #4

911 EMERGENCY MAGNET

Materials needed (for 1):

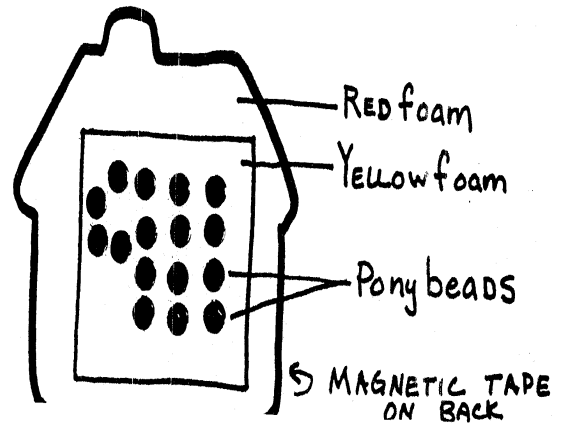
one 5" square red craft fun foam

one 3" square yellow craft fun foam



16 pony beads (color optional)

1" inch strip of self stick magnet tape

craft glue



- ❑ Enlarge house and insert template to desired size (no larger than 5"x 5" house or 3"x 3" insert).
- ❑ Cut out house template from red craft foam and insert template from yellow craft foam.
- ❑ Glue the yellow insert onto the center of the red house and glue pony beads into "911" pattern as shown above.
- ❑ Let the glue dry, then cut a 1" strip of self-stick magnetic tape and apply it to the back of the house.




PREPARE FOR EMERGENCIES - BIG IDEA #4

PRACTICE FOR EMERGENCY SITUATIONS

As a den, go over the following situations with your Tiger Cubs and partners. Discussion of these topics will help the Tiger be more prepared should similar situations arise in their own lives. Read each problem aloud and let the Tiger and his partner give their solution.

1. You awaken in the middle of the night. Your bedroom door is closed and you smell smoke. What should you do?
2. You are returning home from a soccer game and see a grass fire in a vacant lot. What should you do?
3. You see smoke coming out of a window in an apartment building across the street. What should you do?
4. A stranger in a car stops you on your way home from school and offers you a ride. What should you do?
5. You find your baby brother playing with a bottle of aspirin and see that the top of the bottle has come off. What should you do?
6. A strange dog comes up to you as you are walking down the sidewalk. What do you do?
7. You awaken in the middle of the night and hear the baby crying. The babysitter has fallen asleep. What should you do?
8. A group of kids in your neighborhood is playing with some things left out for trash collection. They are climbing in and out of an old refrigerator they found. Sometimes, they close the door. What should you do?
9. The fire bell rings at school and two of your friends decide they'll play a trick on the teacher. You see them hide under a library table while the rest of the class goes out for the fire drill. What do you do?
10. A first grader steps on a rusty nail. It goes through his tennis shoe but only makes a scratch on his foot. He doesn't want to go to the school nurse. What should you do?





KNOW YOUR FAMILY - BIG IDEA #5


SONGS

HOORAY FOR MOTHER/ HOORAY FOR FATHER

Tune: Deep in the Heart of Texas

Who has a den...works from 6 to 10?
 Let's say hooray for mother.
 Who gives a place to meet...though she's asleep on her feet?
 Let's say hooray for mother.
 Who gives us hope...when we might feel like a dope?
 Let's say hooray for mother.
 Who's gentle but strong...who can't go wrong?
 Let's say hooray for mother.
 Who's in the twilight zone 'cause she's always on the phone?
 Let's say HOORAY FOR MOTHER!

Who helps with skills...and pays the bills?
 Let's say hooray for father
 Who goes so far...to help with a derby car?
 Let's say hooray for father.
 Who helps us out...and who used to be a Scout?
 Let's say hooray for father.
 Whose pride is lit...with each paw I get?
 Let's say hooray for father.
 Who takes to the streets to sell my popcorn treats?
 Let's say HOORAY FOR FATHER!



HELP ME MOM AND DAD

Tune: Love Me Tender

Help me Mother, help me Dad
 To become a good Cub Scout.
 I'll be good and I'll work hard,
 And I won't ever pout.
 Help me grow and help me learn,
 It's not so hard to do.
 Help me Mom and help me Dad
 And someday I'll help you.



KNOW YOUR FAMILY - BIG IDEA #5

CRAFTS AND ACTIVITIES

DINOSAUR ANCESTRAL TREE

Materials needed:

dinosaur cut outs


tree branch

large tin can

rocks or plaster of Paris

string



markers or crayons



Stand the tree branch upright in the center of the tin can.

To hold the branch, put some rocks in the bottom or fill the can with plaster of Paris and let it set until hard. Cut

out one dinosaur for each family member that you will be putting on the tree. Color the dinosaur and write in the family member's name. Tie the completed dinosaurs to the branches. For each different extended family group added to the tree, use a different type of dinosaur. For example, Brontosaurus for immediate family, T-rex for mother's side, Diplodocus for father's side, etc.





KNOW YOUR COMMUNITY - BIG IDEA #6



SONGS

I'M A CITIZEN IN TIGERS

Tune: I'm a Yankee Doodle Dandy

Oh, I'm a citizen in Tigers;
A good one I will try to be.
I'll keep Akela for my constant guide
He'll keep a watch over me.
Yes, I'm a citizen in Tigers;
And I will always do my best.
I'll earn my paws, then move to Cubs because
Then I'll earn more badges for my chest!

THIS TOWN IS YOUR TOWN

Tune: This Land Is Your Land

CHORUS:

This town is your town,
This town is my town .
From city hall
To our baseball diamonds.
From the school playground
To the local shops and stores,
This town was made for you and me.

As I went walking
Right along Main street,
I saw around me our many merchants,
I saw before me our lovely parks.
This town was made for you and me.
CHORUS
I rode my bike around
And explored 'Our Town'
From the recreation center to
The police and fire stations
And all around me people were smiling,
This town was made for you and me.
CHORUS

OUR TOWN

Tune: She'll Be Comin' Round the Mountain

There are lots of places in our town for fun!
There are lots of places in our town for fun!
There are parks and playgrounds all around,
There are parks and playgrounds all around,
There are lots of places in our town for fun!

The folks in our town like it here a lot!
The folks in our town like it here a lot!
There are many things to do here,
There are many things to do here,
The folks in our town like it here a lot!





TIGER CUBS



KNOW YOUR COMMUNITY - BIG IDEA #6

CRAFTS AND ACTIVITIES

RING THE LIBERTY BELL

Equipment needed:

bell

wire coat hanger

heavy cord or rope

small rubber ball.



Bend the coat hanger into a hoop with the hook at the top. Hang the bell in the middle of the hoop with the cord, then tie the hoop from a low tree branch. Players take turns throwing the ball through the hoop. Each time the bell is rung, the player scores 3 points. If the ball goes through the hoop without striking the bell, player scores 2 points. If the ball hits the outside of the coat hanger, player scores 1 point. Each player throws the ball once per turn and gets five turns.

MINUTEMAN RUN

Tigers form a circle and hold hands. A person is chosen to be "it" and stands inside the circle. He walks around the inside of the circle, tapping the handclasps of the players as he says the words, "Red, white, and blue out goes you!" The two people he taps on the word "you" run around the circle in opposite directions and "it" steps into one of their empty places. The last one to get back to the other empty space becomes "it" and the game continues.

UNCLE SAM HAT TOSS

You will need at least two Uncle Sam hats. Divide the Tigers into relay teams. Each boy, in turn, flips his team's hat into the air and tries to catch it on his head. Each player gets five chances, then passes the hat to the next person. A player earns 10 points for having the hat land on his head, 2 points if it hits the head but falls off.

STRINGING ALONG

Cut 75 to 100 pieces of red, white, and blue yarn into varying lengths. Hide each piece of string somewhere in the room before the boys arrive. Have the boys and their partners stand in the middle of the room and divide the group into two teams. Explain that you've hidden the materials for a US flag in the room. The object of the game is for each team to find as many strings as possible and shape them into a flag that resembles a US flag. A variation is to have them tie the pieces together; the team with the longest line wins.



KNOW YOUR COMMUNITY - BIG IDEA #6

KEEP AMERICA CLEAN SCAVENGER HUNT

Materials needed:

paper or plastic bags to collect litter

list of items to be collected

pencils

A scavenger hunt is nothing new to most boys. This one has a somewhat different twist because the items must be trash that has been discarded on the ground. Raiding garbage cans is not allowed. Divide the participants into groups of 3-5 people and give each group a bag, a list of items to be found, and a pencil. Instruct each group that the items to be found must be lying on the ground. Set a time limit and let them get started.



COMMUNITY ORGANIZATIONS

At the end of your den meeting, ask the boys and their partners to come to the next meeting with names of three organizations (other than churches or synagogues) that help people in your city. Show them how to use the Yellow Pages to find such organizations and agencies. Compile the boys' findings into a list that includes telephone number, address, and a brief description of what services offered. Distribute your den's "WHERE TO GET HELP" list at your next pack meeting.

SUGGESTED FIELD TRIPS


- Visit local school board meeting
- Visit local council meeting

Call ahead for permission to bring your Tigers to the meeting and see if a member of the board would be willing to talk with the boys for a few minutes about his/her duties.

LEARN ABOUT LAWS

- Visit a law enforcement agency

Learn why we have laws and why is it important for all persons to obey our laws. Let each Tiger tray to name a law he obeyed this week. Talk about how they can help the police department.





TIGER CUBS



KNOW YOUR COMMUNITY - BIG IDEA #6

SCRAP MAP

Materials needed:

cardstock or light cardboard

glue

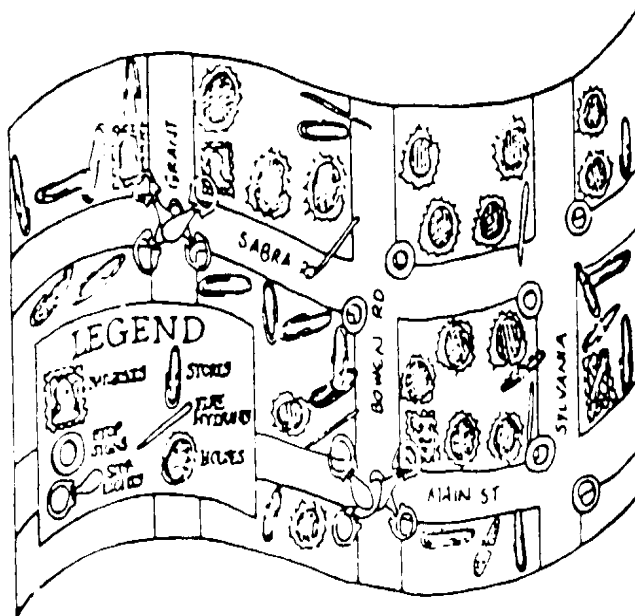
markers

misc. odds and ends, like

canceled stamps, washers, paper

clips, toothpicks, bottle caps,

buttons, construction paper



Draw a simple map of your neighborhood streets, then glue your odds and ends to the map for details. You could use canceled stamps to show the location of mailboxes, washers to show where stop signs are located, and bottle caps for houses. Use the other items as symbols for stoplights, fire hydrants and street lights. Make a legend in one corner of your map that shows the items used in the map and tells what each of them symbolizes.

CEREMONIES

NEIGHBORHOOD OPENING OR CLOSING

Props: 8 1/2 " x 11" poster board cards with letters on front and verse on the back

Personnel: 6 Tigers or divide letters differently to accommodate any number of boys; leader

#1: **NE** Neighborhood Examples we can be, for we are Tigers, can't you see?

#2: **IG** It's Great to live in our hometown; we'll help it grow, not tear it down.

#3: **HB** Help Build with us, let's start today! A better place to work and play!

#4: **OR** Other Reasons you may know, let's not delay, let's really go!

#5: **HO** Houses Old and houses new need our care and fixing too!

#6: **OD** Our Dens can help our neighborhood grow clean and bright and safe and good!



LEADER: What word do you get when you put all the letters together?

BOYS: NEIGHBORHOOD, our community home.

