


Uncle Sam Depends on You



February 2003

God Bless America

ARRANGEMENTS: American Flag posted, after the regular presentation of colors. House lights are dimmed, and flag is spot lighted. Narrator reads the following after the Pledge of Allegiance has been recited.

NARRATOR: "God Bless America" is a prayer that is in every heart. While the statesmen of the world are seeking paths to peace, we can ask ourselves, "What is the strength of America"? What are the secrets of our nation's power?

An agriculturalist might have you believe America's strength lies in its soil.

A merchant would say that a nation's power rests in its commerce.

A manufacturer might say that it is in technology, in machinery and in the skilled labor to operate plants to produce manufacturer's products.

A politician might contend that a nation's strength is in national policies.

An educator might declare that knowledge is a nation's power and that our country's greatness is in its learning.

A scientist would say that a nation's power is in science, in the products of the laboratory.

The military man most likely would insist that a nation is great according to its weapons and military strength.

But America's real strength is the character of her people. It took character to survive that first winter at Plymouth Rock and that other winter at Valley Forge. It took character to pack your things into a rickety wagon and push off into a land of vague promise and specific terror. It took character to tell a nation that slavery was wrong, to say that might is not right.

Because character is needed today more than ever before, the Boy Scouts of America is concerned more than ever about building strong character in boys. We want to guarantee that America is as strong in this space age as it was at it's birth.

Will everyone please stand and join me in singing "God Bless America"?

That's What It Means to Be an American

Setting: 4 uniformed Cub Scouts, carrying suitable props (such as a megaphone, nightcap, church model, and a star) speak the following lines.

Cub #1: You can say anything you want to say, whoever you may be. Some things cost a lot of money, but speech is free.

All: That's what it means to be an American.

Cub #2: You can write anything you want to write and dare to disagree.

All: That's what it means to be an American.

Cub #3: You can't be put in prison, unless you've been fairly tried. You can choose your place of worship with your family by your side.

All: That's what it means to be an American.

Cub #4: You can dream any dream you want to dream, and make it all come true. We live in a land where liberty is meant for me and you.

All: That's what it means to be an American.

Honoring Our Flag

Personnel: 15 Cub Scouts, American flag bearer, Cubmaster

Equipment: American Flag, 7 red crepe paper streamers, 6 white crepe paper streamers, blue crepe paper rectangle, white cardboard five-pointed star.

(Seven Cub Scouts, each carrying a red crepe paper streamer, march in single file onto stage. In turn, each boy displays his streamer. It should reach from his head to his feet.)

7 Cub Scouts: (in unison) We are the seven red stripes in our flag. For hardiness and valor we stand.

(6 Cub Scouts enter, each carrying a white crepe paper streamer, and duplicate the actions of the first group. They stand alternating with the boys holding red stripes.)

6 Cub Scouts: We are the 6 white stripes in our flag. For innocence and purity we stand.

(A Cub Scout enters, carrying the blue crepe paper rectangle, which he holds up as he stands to the right of the first boy holding the first red stripe.)

Cub Scout: Now look at me, the field of blue. For vigilance, perseverance and justice true.

(Next Cub Scout enters carrying the large white star. He holds it against the blue field.)

Cub Scout: I am a five-pointed star shining bright. One for each state. When united, we have might.

(Flag bearer enters carrying the American Flag. He stands near group that made the crepe paper flag.)

Cubmaster: Behold the emblem of our country...the greatest flag of the greatest nation of the world. May it ever wave over free and liberty-loving people. May it ever represent the highest ideas of American boyhood and manhood.

May its stars and stripes, blessed by God and glorified by the blood of our patriots, ever support the principles of democracy in America and around the world.

Cub Scout: Would you please rise and join me in saying the Pledge of Allegiance.

Meaning of Our Flag Closing

MATERIALS: 1 piece of construction paper in red, blue and white
1 piece of white paper cut to be a star
1 flag
5 scouts

Each Scout uses one of the items above. Write the words each should say on the back of their items.

Leader: Today, as we leave, let's all keep in mind our flag and the meaning therein we can find.

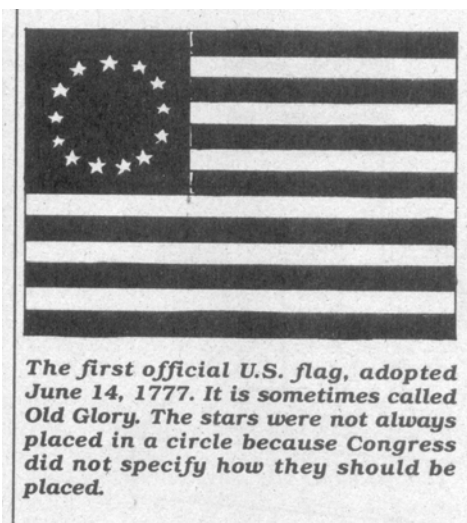
Cub #1: The red is for blood of Americans true, who gladly would give up their lives for you.

Cub #2: The white is for purity, in both thought and deed, a rule of conduct we all might well heed.

Cub #3: The blue is for justice, for all, not one, a tenet we fought for and so dearly won.

Cub #4: The Star is a symbol of God's guiding hand, over the union and this mighty land.

Cub #5: There isn't a one our flag won't protect, don't you think we could show it greater respect?



Uncle Sam Calls on You Advancement

Equipment: Uncle Sam costume—hat, mustache & name tag should be sufficient.

Cubmaster: Ladies and gentlemen, tonight, it gives me great pleasure to acknowledge the efforts of some of our youngest Americans.

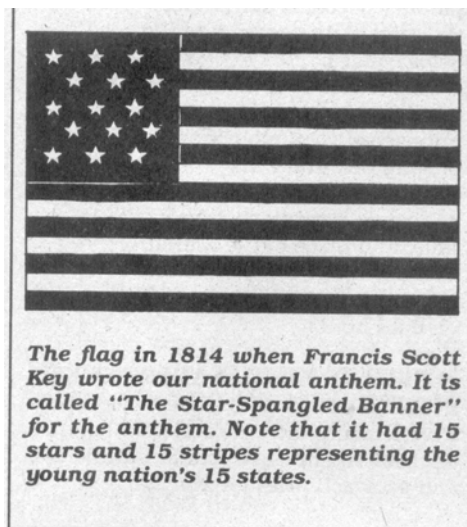
(In a booming voice) Uncle Sam wants YOU (points index finger at the audience and calls the scouts' names) to come forward and receive your Bobcat badges. Uncle Sam wants YOUr (again pointing an index finger) parents to come forward, too.

Boys, please show that you are ready to become Bobcats by joining me in the Cub Scout Promise. (The Cubmaster leads the Promise.) Fine. I am proud of your efforts and pleased to present your Bobcat badges. (The Cubmaster gives the badges to the parents to pin on their sons' shirts.)

Cubmaster: And now, Uncle Sam wants YOU (pointing and calling appropriate boys' names) to come forward with YOUr parents. I am very glad that you have completed the 12 achievements to earn your Wolf badges. I you're your parents have helped a lot, so I will give them the honor of pinning on your new badges. (Presents badges to parents.)

(Continue in the same fashion for Arrow Points, Bear badges, activity badges and Webelos badges (Cubmaster may wish to literally pass the hat to the Webelos Den Leader for these latter awards).)

All of you Cub Scouts do your country great honor by your dedication to the Cub Scout Promise and the Law of the Pack. And now, I want YOU—ALL of YOU—to enjoy the rest of the meeting!



Service to Country

ARMY – Be all you can be!

AIR FORCE – No one comes close!

NAVY – Can do!

MARINES – Semper Fi!

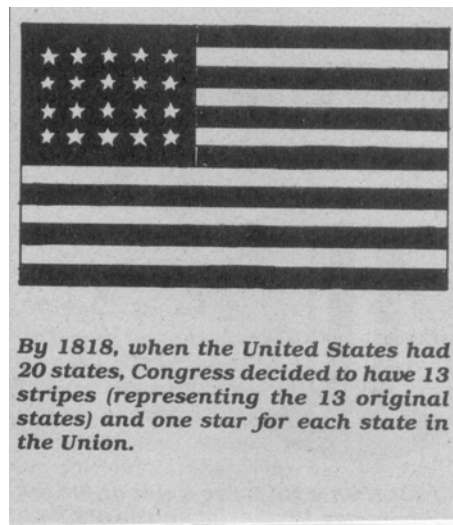
COAST GUARD – Always ready!

CUB SCOUTS (All) – Do your best!

In the United States of America, we have several different branches of the military, all prepared to defend our freedom. There is the ARMY, the NAVY, the AIR FORCE, the MARINES, and the COAST GUARD.

All these different groups have mottos and slogans, just like the CUB SCOUTS. Part of the CUB SCOUT Promise includes duty to God and country, and certainly, all the men and women who serve in the ARMY, the NAVY, the AIR FORCE, the MARINES, and the COAST GUARD demonstrate their duty to country in a big way.

As CUB SCOUTS, we take pride in being good citizens, in honoring our flag, and in helping others. One day, some of you may choose to join the ARMY, the NAVY, the AIR FORCE, the MARINES, or the COAST GUARD. But, for now, we give thanks and appreciation for those who help protect and defend our country, while we learn to be the best we can be as CUB SCOUTS.



America: A Star-Spangled Production

(Believe it or not, this is an *abbreviated* version of a skit I found on the internet. I'm counting on you to feel free to act out just a short section, but I wasn't sure just which part you'd like the best!)

Fife Player: Hear Ye! Hear Ye! Ladies and Gentlemen, children, parents and grandparents, friends and relatives, lend me your ears!

Drummer: On behalf of Pack _____, I would like to welcome you to our patriotic program: "America: A Star-Spangled Production."

Masters of Ceremony

MC1: Hi! I'm _____

MC2: I'm _____

MC3: And I'm _____. Welcome to: "Do You Want to Be a Millionaire?"

MC2: We will be your MC's for tonight. Our category tonight is "America".

MC1: We will travel through time (in our minds, of course) and over many miles to bring you questions about the history of our nation.

MC3: (Whisper) I have heard we will also be visited by some American "blasts from the past" during our program.

MC1: Speaking of blasts from the past, do you know why Paul Revere rode his horse from Boston to Lexington?

MC3: No, why?

MC1: Because it was too heavy to carry! (laughs and slaps his knee)

MC3: Oh, brother! (rolls eyes upward)

MC2: Let's begin our tour! Hey look! Here come George and Martha Washington!
George: Martha, can you believe all the changes that have taken place since you and I were alive back in the 1700's?

Martha: No kidding! I think I could get used to McDonald's! Why didn't we think of that?

George: Because we were too busy trying to build a nation. Remember those first colonies and all the people looking to us for leadership?

Martha: Oh, yes! I also remember something else you said about building me a beautiful white house on a hill. Remember that, George?

George: Well, I'm sorry we never lived in the White House, but I have to admit that this country has grown into the greatest nation on earth. I never dreamed that those thirteen original colonies would some day turn into fifty United States of America. What a wonderful country!

(George and Martha exit and contestants enter)

MC3: Welcome contestants to "Do You Want to Be a Millionaire?"

MC1: Question number 1" Was George Washington a patriot?

Contestant 1: Yes, one of the greatest. He was the general who led the Americans in the war against England. And he was the first President of the United States. That's why we call him the Father of our Country. He was a great man because he was a good man.

MC1: Thank you for more than I needed to know!

MC2: Who is Uncle Sam, Contestant number 2?

Contestant 2: Uncle Sam is a tall man dressed in red, white, and blue. He is a symbol of America. He stands for hard work, honesty, and loyalty. All Americans should be proud that Uncle Sam is one of our symbols of liberty.

MC2: Is that your final answer? (Contestant nods "Yes")

MC2: Who is our current president and what is his branch of the government called?

Contestant 5: Our current president is George W. Bush and he is the head of the Executive branch of the government. He appoints other high officials and members of the Supreme Court. He is commander-in-chief of the armed forces that protect our country.

MC2: Thanks again! Is that your final answer? (Contestant nods "Yes")

MC3: What is our capital?

Contestant 6: The capital is Washington, D.C. The states of Virginia and Maryland gave the land for the capital and President Washington chose the site where it was to be built. They named it the City of Washington after the President.

MC3: Is that (I hope so!) your final answer?

MC1: What is the Liberty Bell?

Contestant 7: The Liberty Bell is an American treasure. It was first cast in England and

weighs more than a ton. After it broke, they recast it and rang it every year for 80 years. They stopped ringing it after it cracked the second time. It is now in Independence Hall in Philadelphia.

MC1: Good answer!

MC2: What is the motto of our country?

Contestant 8: A motto is a word or phrase that expresses an attitude or principle. "In God We Trust" is the motto of our country. These words of faith appear on all our coins and also on our paper currency.

MC2: Is that your final answer? (Contestant nods "Yes")

MC3: Do we have a special song?

Contestant 9: Our national anthem is "The Star-Spangled Banner." The flag that inspired Francis Scott Key to write the song still hangs in Washington, D.C. It is 50 feet long and covers an entire wall.

MC1: Does our country have a bird to represent it?

Contestant 10: The bald eagle is the national bird of the United States. The figure appears on many American coins and special flags. A special act of Congress protects bald eagles from hunters. Many bald eagles can be seen in their natural habitat in the state of Alaska.

MC1: I take it that that is the answer you want to go with? (Contestant nods or says, "Yes")

MC2: Can you tell me the name of our national flower?

Contestant 11: The national flower is the rose.

MC2: Short and sweet—nice job!

MC3: Can you tell us the highest and lowest points in the United States?

Contestant 12: Mount McKinley in Alaska is our country's highest peak and Death Valley in California is our country's lowest point.

MC3: Final answer? (Contestant nods "Yes")

MC1: What is our longest river?

Contestant 14: Our nation has many beautiful rivers, but the might Mississippi is the longest of them all. It is over 2,000 miles long! That's spelled MISSISSIPPI!

MC2: These contestants have studied way too much!

MC3: What is the Constitution?

Contestant 15: The United States Constitution is the supreme law of the land. The Constitution made the United States a nation. It was written 1787 and was signed by 40 men. Four famous signers were George Washington, Benjamin Franklin, James Madison, and Alexander Hamilton.

MC3: Is that your final answer? (Contestant nods "Yes")

(While music plays, children carrying cards with the words to the Preamble to the Constitution come to the front of the stage.)

MC1: As a team, would you say our Preamble to the Constitution?

All:

*" We the people of the United States,
in order to form a more perfect union,
establish justice,
insure domestic tranquility,
provide for the common defense,
promote the general welfare,
and secure the blessings of liberty,
to ourselves and our posterity,
do ordain and establish this Constitution
for the United States of America."*

MC1: Hey, guys, what a great time we've had tonight!

MC2: Yes, learning all about our wonderful country!

MC3: Wow! What a blast we've had!

MC2: No joke! Well, we had no millionaire winners tonight.

MC1: But we are all millionaires - living in America!

APPLAUSE

Charge Applause: Line up both fists in front of mouth (your horn), with one fist touching your lips, sing, “Da-da-da-dat-da-dah!”

Star Cheer: Crouch down with hands on knees, then straighten up and extend your arms high and wide, and shout, “What a star you are!”

RUN-ONS

Sergeant: Why didn’t you stop when I yelled, “Company, halt”?

Recruit: Well, I’ve been here for 6 weeks, and I didn’t think I was company anymore.

#1: I’d like to speak to the general.

#2: I’m sorry, but the general is sick today.

#1: What made him sick?

#2: Oh, things in general.

WEB SITES

<http://www.timeforkids.com>

<http://www.kids.gov>

I Love America*Tune: Battle Hymn of the Republic*

I love this great America,
 The land that God has blessed,
 Where the hope that stirs the hearts of
 men
 Will never be suppressed.
 Through the flame of faith came forth
 A nation choice of rest,
 This great America!

Chorus:

Glory to the land of freedom,
 Glory to the land of freedom,
 Glory to the land of freedom,
 I love America.

I love this great America,
 The land of liberty.
 For I know the price of freedom
 Countless others paid for me.
 Do we hear their call to carry on
 And serve as valiantly?
 This great America!
 (Chorus)

May all men be united
 By the bonds of brotherhood.
 May we learn to love each other,
 For in every man, there's good.
 Let us live in peace upon the land
 Where men of valor stood!
 This great America!
 (Chorus)

I love God's great America
 All equal in His sight.
 May we be as one in spirit
 As we reach up for the right.
 And may we have humility
 To match our power and might,
 This great America!
 (Chorus)

Latest News*Tune: Are You Sleeping?*

Extra, extra, read the latest
 Monday's news, just off the press.
 What's today's disaster?
 Cub Scouts worked with plaster.
 What a mess. What a mess.

Extra, extra, read the headlines
 This week's news, What's the score?
 Hurricane hits Elm Street,
 16 muddy Scout feet
 Track the floor. Leader sore.

Extra, extra, here's your paper,
 Read about, the latest riot.
 8 Cubs as Indian braves,
 Stomp, dance, yell and rave.
 Won't keep quiet. Won't keep quiet.

Extra, extra, what's the news?
 Is it sad? Is it bad?
 8 Webelos cross over,
 Leader can start over.
 We're so glad. We're so glad.

Soda Bottle Bowling

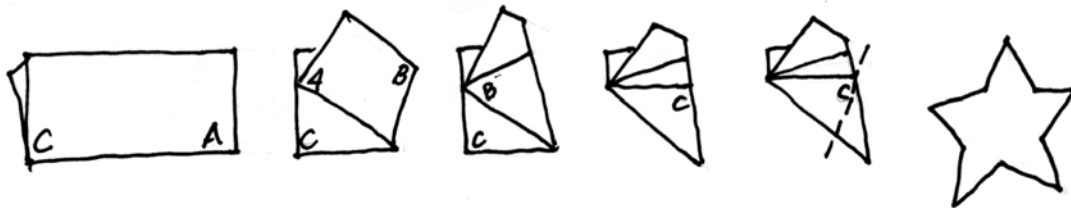
Gather 10 empty 2-liter soft drink bottles. Fill each with a few inches of sand. Set up the “pins” in the traditional triangular shape, and take turns bowling with a soccer ball or something similar. (It would be a good idea to do a trial run, insuring the ball is heavy enough to push over the pins with a given amount of sand inside.)

Super Scoops

Give empty bleach bottles a purpose! Cut off the bottoms, then cut out the side portion below the handle, angling down toward the bottom. You can then use the scoops for tossing and catching balls or bean bags.

Five-Pointed Star

- Step 1: Fold a square of paper in half.
 Step 2: Fold corner A to about 1/3 of the way down the opposite side and crease.
 Step 3: Fold corner B to touch A and crease.
 Step 4: Fold corner C over other folds and crease.
 Step 5: With scissors, snip across folds on dotted line.
 Step 6: Unfold small triangle and you have a five-pointed star.

Presidential Seal

Materials: Colored paper, glue, scissors, crayons/pens, pictures of various state seals and picture of the Presidential seal.

Explain to the boys what a seal is, and show them various picture of seals. Have the boys pretend they are our very first president, and using the above materials, create a seal of their own.

Whistling Contest

Fairs were held in Colonial times. One of the attractions was a whistling contest. Contestants were given tunes to whistle. If they laughed or lost the tune, they were out of the contest. Try it using tunes the boys know. To add a little excitement, have the boys put soda crackers in their mouths....

Just for Fun

Try this for a couple of minutes of den chaos (adjust ages to match your boys’):

Give one boy/denner a card which reads:

Line up the den as follows:

- All 8-year-old boys stand on one leg
- Youngest boy closes one eye
- Line up in order of height, shortest boy on the left
- Tallest boy get on a chair
- All 9-year-olds sit down
- Third from left salute when all are ready

Flag Tag

Give each player 2 1x16-inch strips of cloth as flags. Players hook their flags over their belts along trouser seams, with no more than an inch behind the belt. On signal, all players try to grab other’s flags while protecting their own. You may have two winners—the one who captures the most flags, and the one who still has at least one flag in his belt at game’s end.

Friendship Cake

1 cup greetings	½ cup love
½ cup smiles	1 tablespoon sympathy
1 large handshake	2 cups hospitality

Cream together greetings and smiles. Add the handshake and mix well. Slowly stir in love. Sift together love and hospitality and fold in carefully. Bake in a warm heart. Serve often, as this is appreciated by all!!!

Recipe for Success

1 cup goal	½ cup imagination
2 cups determination	½ cup patience
1 cup fortitude	

Cut goal into 3 parts: desire, education and time. Next, combine determination, persistence and fortitude in a large pan. Fold in imagination and add in the 3 parts of your goal. Sprinkle with patience. Cover with a lid of sincerity and cook slowly in a moderate oven of dedication until well done.