



# WEBELOS SPORTSMAN



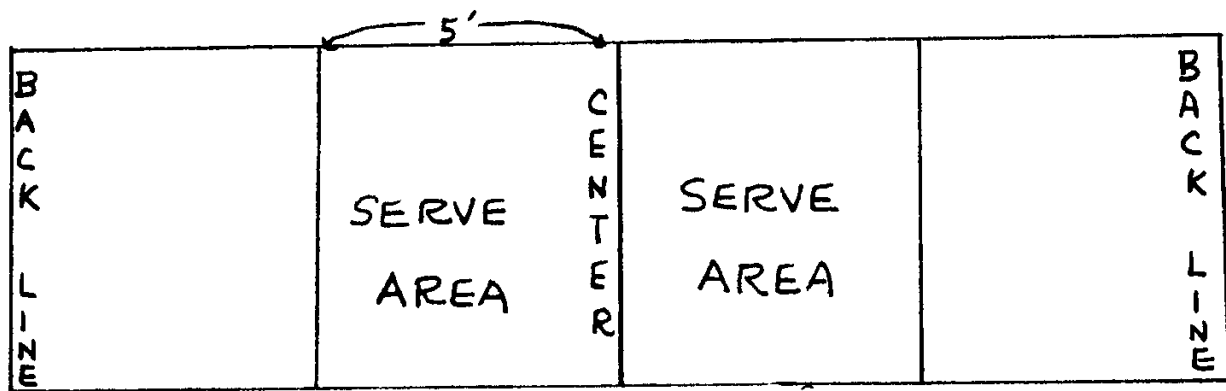
## SUGGESTED DEN ACTIVITIES

- Invite a referee or umpire to talk with the den about signals.
- Families attend a high school or college sports event.
- Hike around a golf course.
- Visit a bowling alley and bowl a few lines.
- Invite a team member to talk with the boys about sportsmanship and fair play.
- Have each boy list the sports in which he participated during the past year.
- Attend a game that involves players with disabilities. Let the boys see that sports is not only for the physically able.



## SIDEWALK VOLLEYBALL

All that is needed for this game is a volleyball, basketball, or a tennis ball and a section of sidewalk. Use four squares, each five feet long. To play, server stands behind his back line, bounces ball behind line, and hits it with palm of his hand so that it bounces in opposing serve square. Opponent hits it back and the game continues until someone misses the ball or hits it outside. After serve, ball may be played in air or on first bounce.



## MARBLE GOLF

Set up this game and practice playing it for a future den or pack marbles tournament. For holes, bury baby food cans to the brim in the earth. Flags are paper triangles glued to craft sticks. Add water hazards and sand traps as you wish. Shots are taken in the approved knuckles down way for regular marbles. Winner is the Webelos who takes the fewest shots to get all the way around.



RETURN TO  
MAIN  
CONTENTS

# WEBELOS

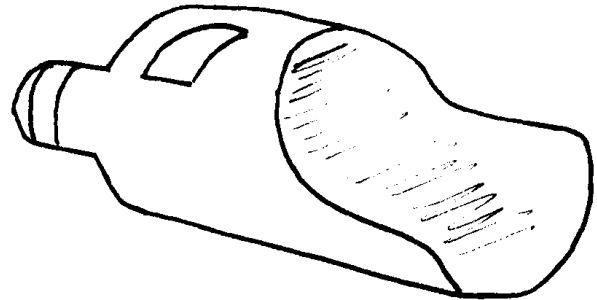
## SPORTSMAN

RETURN TO  
SECTION  
CONTENTS



### SCOOPER

Cut 1/2 gallon plastic bleach bottles as shown to make scoops, which are useful in several games. Use a wiffle ball to play keep away, hockey, or catch.



### SPORTS SYMBOLS

Can you identify these sports symbols? Draw a line from the name of the sport or event to the correct symbol.







FIGURE SKATING



POMMEL HORSE



HURDLES or STEEPLCHASE

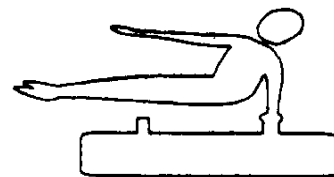



BOBSLED

POLE VAULTING

FENCING

SOCCER





RETURN TO  
MAIN  
CONTENTS

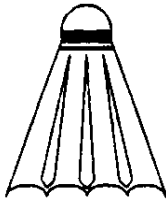

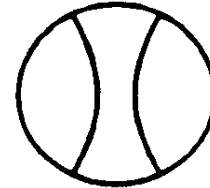
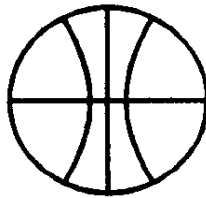
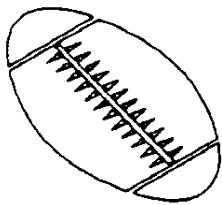
# WEBELOS SPORTSMAN

RETURN TO  
SECTION  
CONTENTS



## SPORTS EQUIPMENT

Can you identify the sports in which these pieces of equipment are used?



BIRDIE  
BOWLING BALL

SOCCER BALL  
CURLING STONE

BASEBALL  
BASKETBALL

HURDLE  
FOOTBALL

## OLYMPICS FOR A RAINY DAY

- Shot Put** Each boy is given 10 navy beans, which he attempts to throw into a quart jar from a chalk line on the ground.
- Discus Throw** A paper plate is thrown from a chalk line. Plate must be held flat in hand and not sailed with thumb and fingers.
- Twenty Foot Dash** Roll lemons or hard boiled eggs down the course and back, touching off the next man. Use a stick to roll the object.
- Fluff** Carry feathers on a plate. Boy must pick up any that drop and start over.
- Bean Relay** Carry beans one at a time between matchsticks or toothpicks to opposite end of the course.
- Balloon Blowing** Give each boy a balloon to be blown up. First balloon to break wins.



RETURN TO  
MAIN  
CONTENTS

# WEBELOS

## SPORTSMAN

RETURN TO  
SECTION  
CONTENTS



### HIDDEN SPORTS EQUIPMENT

Find the 18 hidden pieces of sports equipment in the picture below.

soccer ball  
croquet mallet  
basketball  
catcher's mitt

bowling ball  
tennis racket  
marbles  
golf club and ball

bowling pin  
ice skates  
football  
baseball

hockey stick and puck  
roller blades  
badminton birdie  
table tennis paddle

