



Cub Scout Themed Arts and Crafts

Arts and Crafts Defined

Rank Appropriate Activities


Rank Achievement Activities

Leader Success and Resources





Arts & Crafts Defined

- Work with the hands
- Work with tools
- Learn and practice new skills





Types of Activities

- Building, gluing, squishing
- Painting, drawing, charting
- Hammers, nails, drills
- Wood, tin can, clay, soap
- Lacing, lanyards, knots




Decisions Prior to Selecting the Activity

- Is it a solo, partner or group activity?
- Is it a gathering, achievement or closing activity?
- Do I plan to complete the activity at one meeting, two meetings, or finish at home?
- Can I put activity supplies/instructions in a kit to deliver to absent scouts?




Rank Appropriate Activities are Fun and Hands-On

- **Tigers**: parent helps, self-paced, OK to finish at home, expect individualized results
- **Wolves**: whole group, follow the leader, kits, offer group materials




Rank Appropriate Activities are Fun and Hands-On

- **Bears**: small group, focus on building new skills, offer choice of materials
- **Webelos**: partners, group decisions, offer self-selected materials, sets of skills



Arts and Crafts Activities for Tigers and Wolves




- **Tigers**

- Achievements 1d, 3d, 5d
- Electives 2, 4, 5, 7, 12, 15, 17, 32

- **Wolves**

- Achievements 3a, 5e, 6b, 12 (draw a scene)
- Electives 2b, 2e, 3a, 3c, 3d, 5b-i, 7b-c, 8d, 9b-c, 10b-e, 12a, 12c-f



Arts and Crafts Activities for Bears and Webelos




- Bears

- Achievements 5a-b, 7a, 8c-d, 10b, 19c, 20b, 21a-b, 21d, 21f, 22f
- Electives 1, 2, 3, 4, 5, 6, 7, 8, 9, 10, 12, 14, 18, 22, 23


- Webelos

- Badges: Artist, Craftsman, Engineer, Forester, Geologist, Handyman, Scientist, Showman



Leader Success

- “Test drive” the activity with each of your scouts in mind
- Provide safety with excellent supervision
- **Tigers Dens:** give VERY clear instructions and describe exactly how parents can support their young scout




Leader Resources



- Rank Handbooks



- Cub Scout Leader How-to Book




- Cub Scout Program Helps





Additional Resources






- Cub Scout Leader Book



- Character Connections in each Handbook



What Do You See?



The Picture Book of Kids' Crafts and Activities

- Pg 11: Color Wheel
- Pg 47: Flipping Out
- Pg 61: Japanese Photo Frame
- Pg 101: Chinese Paper Boat
- Pg 131: Clay (Marshmallow) & Toothpicks
- Pg 133: Tin Can Lantern
- Pg 165: Backyard Birdhouse
- Pg 199: Sand Candles

