

# November 2008 Monthly Theme:

## "Seeds of Kindness"

As we approach Thanksgiving, let us spread seeds of kindness in the form of multiple small service projects. Helping others gives the boys the opportunity to see the bounty produced by spreading many small seeds of kindness and encourages compassion. The boys can discover that just as the large strong oak tree came from the small acorn, big things can happen from spreading small seeds of kindness and charity. Conduct a food drive or collect coats and gloves for those in need; report your hours to Good Turn for America. Work on the Citizenship belt loop and pin.

Webelos Activity Badges: First year, Start Craftsman; Second year, Readyman

### Core Values

#### CHARACTER CONNECTIONS

These are some suggested core values... What other core values can you think of that could be used with this theme?

Remember - Know, Commit, Practice.

\*Compassion - As Cub Scouts participate in small service projects, they will learn compassion for those that they serve.

\*Citizenship - A good citizen is a person who sees how he can help in his community. Hopefully through this month's service opportunities his citizenship in the community has grown.

\*Responsibility - By helping others, Cub Scouts learn about duty to care for self and others.

#### QUOTES

"No act of kindness, no matter how small, is ever wasted." - Aesop

"If you want others to be happy, practice compassion. If you want to be happy, practice compassion." - The Dalai Lama

"If you haven't any charity in your heart, you have the worst kind of heart trouble." - Bob Hope

"Kindness is the language which the deaf can hear and the blind can see." - Mark Twain

"I've always maintained that if the right spirit is there, it can knock the 'im' out of impossible." - Lord Robert Baden-Powell

"You cannot do a kindness too soon, for you never know how soon it will be too late." - Ralph Waldo Emerson

"How beautiful a day can be when kindness touches it!" - George Elliston

"Kindness can become its own motive. We are made kind by being kind." - Eric Hoffer.

"Scatter seeds of kindness everywhere you go;

Scatter bits of courtesy - watch them grow and grow.

Gather buds of friendship; Keep them till full-blown;

You will find more happiness than you have ever known." - Amy Raabe

## Theme Related Material

### **GOOD TURN FOR AMERICA**

"From barn raisings to soup kitchens, ordinary Americans have always made an extraordinary difference in the lives of their neighbors and in their communities by lending a helping hand. Today, America needs the service of its citizens more than ever. Hunger, lack of adequate shelter, poor health—these are issues that affect all of us. The Boy Scouts of America believes that we can do something about these issues—if we work together. That's why we've created Good Turn for America. Good Turn for America is a collaboration with The Salvation Army, Habitat for Humanity, American Red Cross, and thousands of other community organizations that focuses the power of volunteerism on these important community issues."

For more information, visit <http://www.goodturnforamerica.org/>

### **DO A GOOD TURN DAILY**

Good Turns are helpful acts of kindness done quietly, without boasting, and without expecting reward or pay. Doing at least one Good Turn every day is a normal part of a Scout's life.

### **SEEDS OF KINDNESS STARTERS - SERVICE PROJECT SUGGESTIONS**

- Visit a nursing home and spend time with the elderly - playing checkers, reading to them, listening to them, writing letters for them, etc.
- Bake cookies for the entire staff at a school, including custodial, clerical, cafeteria, and administrative employees, as well as teachers and their aides.
- Collect food, books, and clothing for those in need.
- Make puppets and put on a show for a children's hospital.
- Collect toys for needy children for the holidays.
- Host a faculty/staff breakfast for a school.
- Collect pet food, blankets, towels, toys, and other supplies for an animal shelter.
- Collect canned food and provide a Thanksgiving dinner for a family in crisis.
- Rake leaves, shovel snow, or trim yards of people who are incapacitated, grieving, or accident victims.
- Collect winter hats and mittens for children and families at shelters and crisis centers.
- Clean up litter around the place you hold your meetings, whether it is a faith organization, a school, or other building. Don't forget the playground.
- Collect donations and make pans of lasagna for a soup kitchen or other food service facility. (Check with them first about any guidelines or restrictions.)
- Collect food door-to-door for a food bank.
- Work with a housing nonprofit to build household items, such as benches, planters, window boxes, oat hook racks, and letter holders.
- Collect non-food items, such as toiletries, new underwear, or socks for a homeless shelter.
- Collect books for a homeless shelter or safehouse.
- Clean up a school and plant trees or flowers there.
- Buy coffee and donuts for school bus drivers.
- Set up a bagel table for teachers.
- Trim landscaping around a school, faith organization, or museum.
- Pick up litter at a park.
- Run errands for the elderly.
- Put up and maintain a birdfeeder(s) for outside strategic windows at a nursing home.
- Make get-well cards for patients in a children's hospital.
- Collect food, coats, and Halloween candy for children on a reservation.

## November 2008: "Seeds of Kindness"

- Collect used eye glasses for organizations that can distribute them to people who need them.
- Plant or weed a garden.
- Prepare a meal for someone in need.
- Write a letter of appreciation.
- Hug at least three people a day.
- Say "Thank You" to everyone who helps you for one day. Then try doing it for two days. Pretty soon it will be a habit.

## Pack Good Turn Ideas

When I was a Den Leader at Pack 939 in Florissant, MO, one of the good turn projects our Cubs did was serving as greeter at Sunday Mass. One or two Cub Scouts would come in uniform to the 10:30 Mass in uniform and greet parishioners as they came to Church. Chris, Baloo's Bugle

While I was a Cubmaster, our December pack meeting was always "Good Turn" events. Each den would be responsible for coming up with an idea and a recipient agency. My favorite was buying large quantities of dried beans (different colors make a good-looking bean soup). Quart Baggies, either a quarter-cup or half-cup measure for each bean type. (depends on how many varieties you have. I usually had 5.) Boys would go down the line putting one scoop of each bean in the baggie. We'd also put a printed recipe in each bag. These would go to the Salvation Army. One baggie would feed a full family at least once. Dried beans would not go bad if left on the shelf for long. The Salvation Army always seemed appreciative of these gifts and the boys loved putting them together. Also collected good used or new toys. Made placemats or other tray decorations for retirement homes. Nancy Rogers Will Rogers Council, Oklahoma

Each year in December, our Pack gathers empty coffee cans and decorates them with holiday paper. We then have the boys fill them with cookies donated by the various families in the Pack. These are then distributed to residents of the veterans administration hospital in our area as a holiday treat. The vets love it and the boys get a great kick out of doing something for the vets. -- Jim Miller, Sr.

1) Made and served a full-spread turkey meal including - turkey, dressing, mashed potatoes, gravy, 2 vegs, 2 salads, buns and cake - to residents of a local low-income apt complex (12 residents). Even included tablecloth and den-made decorations that the residents could keep. Asked residents to bring their own plates & silver and instructed them to divide and keep the leftovers. They loved it. 2) Made wooden toys, then visited a shelter for homeless families in a neighboring large city to tour the facility and give these toys to the shelter for the homeless kids for Christmas day. Den leaders cut out wooden blocks and the Cubs sanded and marked them like dice and/or letter blocks. Also made simple wooden tops. This was a real eye-opener for our Cubs who all come from moderate-income homes. -- Barb Stephens Academic Computing Creighton University

Our Bear den did a good turn by making Pine Cone Birdfeeders (spread peanut butter on pine-cones, roll in birdseed) and taking them out to a local retirement home. We hung them on the trees outside of the residents' windows and then went in and sang Christmas carols to the residents. This year we will do the same and stay and play board games with the residents. Birdfeeders are great because many of the residents are bedridden and cannot make it to the main hall. By hanging a feeder outside of the room window, they can have some feathered company. This also raises some awareness about our elders in an age when most families do not care for elderly relatives at home. Prepare the boys ahead of time that they may smell some smells that are unpleasant, etc., and why this is so, and be prepared to answer questions. It raised a very interesting discussion among the Scouts afterwards. My boys did great and cannot wait to do it again (we also went back in the Spring with birdhouses)!

When I was Cubmaster we annually went to a local nursing home and went Christmas Caroling. I noticed that we were always tripping over other groups doing the same thing. Everybody always remembers the old people at Christmas. We changed our plan and started going to the home in March and doing our regular Pack Meeting for the residence. We wheeled them down to the dayroom and back. We did an opening, songs, skits and awards. Afterwards we had (with approval) refreshments. The residents loved it and the boys warmed to the task after

## November 2008: "Seeds of Kindness"

the first 10 minutes or so. The only concession we made was we made sure we sang songs the residents already sang - so they could join in.

One of our cubs was at Brisbane's exhibition (big fair) and he and his family were watching the sheep dog trials when one of the dog owners had a heart attack in the middle of the arena. The cub asked his mother if he could go and help the people with the man because he had done his blue level first aid badge the previous week.

We recently did a Doorknock for the Australian Heart Foundation. All but two of our cubs (pack of 20) walked on two consecutive weekends to raise money for heart disease research. Great effort for 8 - 11 years olds. Most of their parents helped us too.

One cub was out shopping with his mother. This cub had a broken arm at the time. He had plaster on his arm almost up to his shoulder. He helped an old lady carry her groceries out to the bus stop and when the lady wanted to pay him he said no and that cub scouts should do a good turn every day. -- Barbara Riley, Cub Scout Leader

Here is an interesting thing that I did with my two sons last Christmas. I had an attack of the Scroogies last year and refused to participate and "put on" a Christmas for everybody. My boys unexpectedly agreed with me as they too didn't want to go through all the preparations, etc. and since my father wasn't able to come the 1400 miles to join us as he usually did, they said that Christmas wouldn't be the same anyway. Plus, they couldn't think of anything that they particularly wanted or needed. (I have two GREAT boys, don't you think?) Anyway, we decided that the reason for the season was to give unselfishly, so being a visiting nurse, we found a woman that needed hand railings at her back door so she could come and go without injury. We installed them for her on Christmas day as a surprise to her. She had no family that could have done this for her, as well as no money to get it done. After we did that, we went on to a relative's house and celebrated normally with them at the Christmas feast. Ooooh, what a feeling! We had a WONDERFUL Christmas filled with joy 'cause we helped someone else instead of ourselves. By the way, I hope to have a "regular" Christmas again this year, but will probably always try to do some project like this from now on 'cause words cannot describe the feeling that you get when you give up something for another. My boys agreed. -- Betsy "Beaver" Miller, RN, ASM, Troop 321, Tifton, GA

Back in Maine, my Pack (I was a CM then) as their "admission" to our Christmas Bowling Party, brought toys, games, coloring books, crayons, etc. to donate to under privileged children in our community. The Pack actually paid for the Bowling out of Pack money (plus the owner gave us a real break \$1 for shoe rental & \$1 for 2 strings of play each). The donated toys were given to the local Kiwanis Club that put together community Christmas Baskets for about 100 area families. We timed it so that the toys would be there the day the Kiwanis Club had the parents come to choose a toy for each child in their family. Everyone in the Pack thought it was a wonderful idea.

The other good turn was they went to the local nursing home to sing Christmas Carols and serve Christmas cookies and punch. Here in Iowa, our Pack participates in the annual Holiday Parade. The older boys are dressed up as the 8 reindeer (including Rudolph) and pull the sleigh Santa is in (good thing the sleigh is built to pull easily 'coz "Santa" is not a light weight). The other boys wear elf hats and hand out candy canes to all the children along the parade route. I consider this a good turn as are helping to bring cheer to the community and most people don't realize we're Cub Scouts (between the costumes and being bundled up you can't see the uniforms). Hope some of this is useful to you. YiS, Dawn Moriarty, ACM Pack 62, Cresco, IA, Cub Scout Roundtable Staff & Cub Scout Camping Committee Chair, North Rivers District, Winnebago Council

Last year, we asked each family to bring to the December pack meeting a pair of gloves/mittens, a hat, or a pair of socks. We strung a clothesline across our stage and asked each family to clip on their donation when they arrived at the meeting. By the time the meeting started, the clothesline was filled across the entire stage. We

## November 2008: "Seeds of Kindness"

had invited a representative from a local home for abandoned or abused children who gladly accepted the items for they kids at her facility.

### Den and Service Projects

- Collect clothing, toys, book, school supplies and canned goods for shelters for needy families
- Make Christmas tree decorations, trays of favors, or holiday mantelpiece for nursing homes.
- Visit, put on a skit, and sing songs at day care centers, nursing schools or nursing homes.
- Read books to small children at day care centers; make friends with small children.
- Save money from recycling, buy a tree, and trim it for a needy family.
- Make holiday song books (decorate, staple or bind with ribbons) and give them out at nursing homes. Sing with them, first.
- Make games or puzzles for shut-in, day care centers or needy families.
- Collect and repair toys for Toys for Tots or a similar program.
- Collect books and magazines for needy families, send them with homemade bookmarks.
- Make bird feeders, string popcorn and cranberries and hang them where the elderly and the shut-ins may watch the birds come to feed.
- Help elderly person or shut-ins to decorate their home for Christmas. Be sure to help them take down the decorations after Christmas.
- Do yard work for the elderly or shut-in.
- Clean up the grounds, plant flowers for the chartered organization.
- Do yard work regularly during the month for a church or temple.

Please note:

Most institutions have restrictions; so be sure to clear with them before you undertake a project. When you are visiting a place that is normally isolated from the outside world, like a nursing home or convalescent home, please be careful about taking children who have severe colds. One official commented that their patients/residents are susceptible to outside germs.

Remind the boys that a service project is not limited to the holiday season. Many organizations need help throughout the year. The holiday season is just a good time to start a service project. Have the boys get involved in service projects year-round. Projects don't have to be big. Please read pages 9-10 to 9-11 in the Cub Scout Leader Book for a service project that will be ideal for other times of the year.

## Pack Admin Helps

### TRAINING TIP

#### Youth Protection training - online:

<http://www.scouting.org/pubs/ypt/ypt.jsp>

To complete online Youth Protection Training, the person must have his/her registration card with the registration number to be able to print a completion certificate at the end of the session. You do not have to be a registered Scouter to take the training, but you have to be one if you want Scouting credit for doing so. Periodically, your Council will get a printed summary of people who have completed the online course from the BSA . They can issue pocket cards if taking the course preceded registration by a brief period of time.

Den and Pack Discipline  
*KDScouter*

## November 2008: "Seeds of Kindness"

*Hiawatha - Seaway council*

*I received these articles from a new Scouting friend just after I sent the last Baloo off to be put on the web and saved it for this month. It should follow up to discussions you had at your Roundtable.*

**Commissioner Dave**

Boy Behavior

*Peter Van Houten*

Discipline is seldom a problem if you time the activities so that the NEXT activity is always something they would rather do than what they are doing NOW. My meetings worked best with the following schedule.

Gathering time

Flag (Opening ) Ceremony

Announcements (Business)

Advancement Activity or Craft

Games

Snack

Closing

For some reason there is always someone eager to do a flag ceremony in a Wolf den, so that gets us started. They expect announcements, and have not gotten antsy yet, so it is an easy transition to explaining the activity or craft. When they are finished or bored (same thing) with the craft, they are always receptive to the idea of playing a game, likewise snack.

I like the agenda. Add Before the Meeting and After the Meeting and you have the Classic Seven Parts of a Den Meeting taught in Position Specific Training. See that Training stuff really works! Personally, I put snack after Closing, that way the boys are occupied if I want to talk with a parent. CD

Also, plan a backup plan for when an activity that sounded great just does not go over with the Scouts. I have had the chance to work with two dens on the same activity at different meetings, and what works with one den might be a complete flop with another, so be prepared with an alternative. As long as you keep them busy they are easy to handle.

Another approach to discipline that worked well for us is the bead jar. Each time they come to a meeting they get one bead for attendance, one for being in uniform, and one for a good turn they have done if they have done one, or if they do one during the meeting. We put the beads in a small jar and when it is full they all get to choose a special treat for the den. We spent part of one meeting coming up with rules of conduct for Scouts that should result in a bead being taken away.

There was an article in the September Baloo about this concept only using marbles. CD

I had the Scouts make suggestions on what rules they thought belonged on the list, and then the Scouts voted on them. These became THEIR rules, and thinking about them and deciding about them was a positive learning experience. It only takes a gentle reminder from myself or one of the other Cubs to stop a behavior that is on the list.

Den Code Of Conduct

[www.PowWow-OnLine.net](http://www.PowWow-OnLine.net)

Surprisingly enough, most den leaders find that if their den has a Code of Conduct to follow, their home, their furniture, and their dignity remain intact throughout their Cub Scout experience. Boys need to know just how far they can go, and the Den Code of Conduct will tell them this.

Each den will want to develop their own code to fit those special boys. Don't make too many rules. Omit insignificant ones. The rules should be simple, clear, and concise so they can be understood by the boys. In fact, the boys should help set the rules.

## November 2008: "Seeds of Kindness"

Some dens use a good conduct candle. This is a large candle that burns during den meetings. When any boy breaks the conduct code the candle is extinguished for the remainder of the meeting. After several den meetings, the candle will be burned down, and a special treat or trip is planned for the den. The sooner the candle burns down, the sooner the boys receive their treat. In this way, the candle serves as an incentive for good behavior.

Suggestions for a Code of Conduct

Enter by back door.

Wipe feet before entering.

Leave boots on porch.

Go directly to den meeting room.

No running or wrestling indoors.

Show courtesy and respect for other den members, leaders, and the den meeting place.

Bring den dues and handbook to each meeting.

***Some Cubs answer to what the code should say:***

Don't interrupt

No nasty jokes

No cussing

No punching or kicking

Listen to Akela and don't talk back

Don't stick your tongue out or spit

No talking ugly about other people

If a boy disobeys more than three times in one den meeting, he will phone his parents to pick him up immediately.

Always go straight home after den meetings.

Friendly Reminders

It is important to keep boys under control at all times, without smothering them.

If you lose control, you need to know how to regain it. Don't try to out shout the boys. Stand where the boys can see you and raise your arm in the Cub Scout sign. Train your boys to respond to this signal. They should know that when the sign goes up, they get quiet.

Don't say or shout, "When the sign goes up, the mouth goes shut." Or you've lost the advantage of the sign

Alternate sitting, doing quiet activities, and doing less quiet activities.

Know when the boys are getting restless and change the pace of the meeting. Go outside for an active game or contest. Give them a chance to blow off excess steam.

I love cheers for this - give someone a cheer for something they did, make it a really active one. It provides "wiggle time." CD

Balance is important. Know where to draw the line.

**Did You Know.....**

*Wtsmith.com/rt*

Boys behave better when they wear their uniforms. They act out their Scouting roles. Tiger Cubs are more willing to ***Search Discover and Share*** when wearing their Tiger shirts. Cub Scouts and Webelos are more willing to ***give good will*** when wearing their uniforms.

**The Ten Needs of Boy**

*York-Adams Council*

To climb a mountain and look afar.

To sit around an embered campfire with good friends

To test his strength and his skills on his very own.

To be alone with his own thoughts and with his God.

To reach out and find the hand of an understanding man ready and willing to help.

## November 2008: "Seeds of Kindness"

To have a code to live by... easily understood and fair.  
A chance to play hard just for the fun of it... and to work hard for the thrill of it.  
To have a chance to fail... and know why.  
To have and to be a good friend and have a chance to prove both.  
To have a hero... and a vision to measure him by.



The Wonderful Thing About Tigers...  
...is Tigers are Wonderful Things!!

### Achievement 4, How I Tell It

This requirement is about Communication. Getting our Tigers to talk with others and be positive in what they say. They may learn how to carry on conversations and a little about mass communication.

Tigers can learn there are many modes of communication - when we talk, write, dance, sing or draw pictures. We communicate too with our faces when we frown or smile and our bodies with how we stand or move our arms.

Our uniforms and beads (on our Tiger totems) and patches communicate information about who we are and what we like to do.

Adults communicate through newspapers, magazines, books (Harry Potter) television and radio. Be open to showing all these to your tigers to help them search, Discover and Share.

### Achievement 4 Family Activity

**4F** - At a family meal, have each family member take turns telling the others one thing that happened to him or her that day. Remember to practice being a good listener while you wait for your turn to talk.

Mealtime conversations should be kept positive. Sharing your day's activities could become a regular family activity. Try to do this at a meal when everyone is there. Sharing amongst family members is always good so try to keep doing it even if only a few members are present.

The requirement helps promote Family Understanding, one of the Ten Purposes of Cub Scouting!!

This requirement involves doing a Character Connection on Respect. There are three elements to every Character Connection. A Tiger must first know what is correct, then practice doing it and finally commit to doing it in the future. If you want more info on Character Connections there is a BSA Bin Item 13-323A or go to Bill Smith's Virtual roundtable at - <http://www.wtsmith.com/rt/chardev.html>

For the Respect Character Connection -

**Know** - Have the Tiger discuss how he can show respect while talking with others. How to listen respectfully. How he may interrupt and still be respectful.

**Practice** - Have him participate in a family conversation (The one for this requirement would be great!!) Then discuss how he and others showed respect.

**Commit** - Have him discuss how it felt to be respected while he talked and how he felt showing respect to others. Have him make a list of three things to remember to help him talk respectfully.

### Achievement 4 Den Activity

**4D** - Play "Tell It Like It Isn't"

This is the old "Whistling Down the Alley" game where the boys line up and pass a secret along. By the time it gets to the end, it usually is different than the start. *The more boys the more fun.* The Adults should join in, too, to make the line longer.

After the game discuss how things your Tiger may hear may not always be accurate. That messages change as they are passed from person to person. Discuss, too, how unkind words (gossip) can do harm and is often untrue. Cubs should only try and say things that are true. **Honesty** is a core value of Cub Scouting.

### Achievement 3 Go and See It



## November 2008: "Seeds of Kindness"

**4G** - Visit a television station, radio station, or newspaper office. Find out how people there communicate with others.

This is very easy. Where I live we have a great radio station, WJBR ([www.wjbr.com](http://www.wjbr.com)) that invites Scouts up to tour. Then, if the Den wants to, they tape them saying the Pledge of Allegiance. Every day at 7:00 AM, they play a tape of a group (school class, Den, Troop, Club). *They even came to my roundtable and had us one morning saying the Pledge.* I really like it when I hear a Tiger Den; they are so honest and excited. And most say it correctly - saying "One Nation Under God" as a continuous phrase without a pause. Of course it helps that the morning DJ, Michael Waite, grew up in Indiana, the Heartland of America, and his assistant, Mr. Rhoads is an experienced Philmont trekker!! I have heard the Pledge said on several other area stations so maybe there is one by you.

Our local newspaper encourages tours. When my son's Den went for Communicator, they inserted a picture of the Den on the front page and ran enough copies so each Scout could get one!!

## Pack and Den Activities

### Goodwill Caroling Party

The whole idea is to give good will and holiday spirit to each of your Scouts' families by having the boys sing carols at each boy's house. At each house have the parent provide a different refreshment. For instance, the first house could provide hot cocoa. The next house could provide cookies. The next house could provide some finger sandwiches, and so on, until all of the boys' homes have been visited.

### Candy Cane Ornaments

Deck your tree with flavor!!!

Materials: Use small candy canes about 3-3/4" long, attached with cake frosting glue to construction paper cutouts.

Cottage - Cut a little house from paper. Attach two candy canes to outline the peaked roof. Glue on paper door and windows. Punch hole and attach string loop for hanging.

Heart - Cut a paper heart. Attach two canes to form a border. Tie on a hanger.

Toboggan - Cut a 2" x 3 1/2" piece of paper. Curl one end around pencil. Attach to candy cane runners. Tie on string for hanging.



### Cinnamon Cookie Cutter Ornaments

Materials -

$\frac{3}{4}$  cup water

1 cup cinnamon

4 tablespoons white (Elmer's) glue

Combine all ingredients. Refrigerate for 2 hours. Knead in your hand until workable. Roll out on a board between 2 layers of waxed paper. Use cookie cutters to make shapes. Use an ice pick, toothpick or chopstick to make holes in the tops for threading a ribbon for hanging.


## Penguin Pins

### You'll need:

- Ice cream stick or craft stick
- black, white and orange acrylic paint
- 3/8" red felt
- tiny white pompon
- tacky glue; glue gun
- sunflower seed in shell
- paintbrush 1"-long x 1/4"-wide
- square of knit rib fabric
- pinback
- toothpick

Paint sunflower seed orange and craft stick black. When dry, paint white oval on stick, from top to 1" above bottom. Glue seed nose 1" below top. Paint eyes 1/4" below top and buttons with toothpick. Glue felt scarf around neck; snip fringe.

Hat: Glue 1/4" at 1" edges of rib fabric together; gather and glue one end closed; turn. Fold under 1/8" at lower edge; glue onto stick. Glue on pompon; hot-glove pinback.



## Indoor Snowman Making Contest


Divide the Pack into four or more groups, and give each group materials to make a garbage bag snowman (large white garbage bags, newspapers, tape, etc). See which team can make the best snowman in a given amount of time. The teams can make the snowmen anyway way they wish. Have the scouts fill white garbage bags with wrinkled newspaper. Place the filled bags on top of each other to make a huge snowman. Use construction paper, crayons, markers, ribbon, glue, tape, etc. to decorate the snowman.

## Holiday Time?

The holidays are a time of laughter and good cheer, for gathering together and making memories that will last forever. These holiday traditions will live from year to year. Some outdoor activities that you and your den can do are:

1. Decorate an outside tree with homemade animal-friendly decorations, such as strings of popcorn, birdseed balls, and pinecone/peanut butter feeders.
2. Take a car or bus ride through neighborhoods gaily decorated with bright shining lights and lawn ornaments.
3. Stroll through the neighborhood singing holiday carols.
4. Take a walk in the woods gathering pinecones and other nature items to use to make holiday decorations and presents.

End each activity with a holiday party!



## Holiday Card House

Good for holding presents, treats, or supplies!!

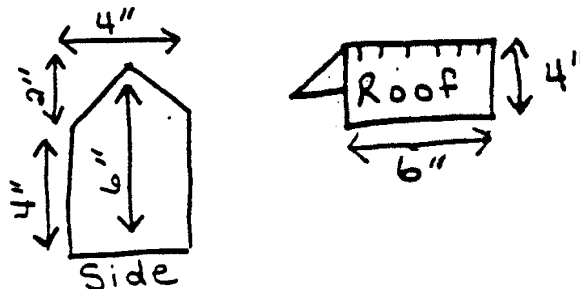
### Materials needed:

- Seven Holiday cards cut to measure 4" X 6" (for each house)
- Paper punch
- Yarn - Various colors
- Tapestry needle

## November 2008: "Seeds of Kindness"

### To assemble:

Trim the length of two cards to measure 4" on each side with a 6" peak in the center as shown. These will be the side walls. Punch holes 1/2" apart around the four sides of every card. Follow illustration and sew the bottom and sides of the house together using a tapestry needle and yarn. Then, bring up each side and sew together. Sew the two roof pieces together. Place roof over house and attach seams to side peaks.



### Glittery Holiday Decorations

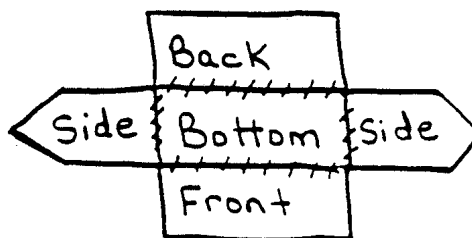
Draw outlines of holiday items (e.g. Christmas Tree, Santa Claus, Menorah) on lightweight cardboard. Carefully cut out. Spread glue on one side and sprinkle with glitter. Do the same for the other side. Tie narrow cord at the top to hang.

### Cork Reindeer

#### Materials:

Six corks all the same size for the head and body.

You'll need one more cork for the base of the antlers. If corks don't fit together well, cut away cork until they do. Glue body pieces together. Glue on legs. Let dry completely. For the base of antlers, cut cork in two. Glue to head. Make antlers and tail from pieces of pipe cleaner. Glue to reindeer. Glue on paper eyes and a pom-pom nose. Tie yarn harness around neck for a hanger.



### Indoor Sled Race

Use large cardboard boxes. Divide the group into teams and have a relay race. Each team member takes a turn in the sled "box or piece of cardboard." The other team members have to push or pull the person in the sled to a line marked across the room and back to the start. Another team member gets into the sled and the team does the same thing. Keep playing until one team has pushed all their team members across the room and back to the start line.

## Games

### Holiday Present Relay

Equipment: One wrapped package for each team

How to Play: Divide into teams. The first runner of each team runs from the starting line across the room where he unties the wrapped gift. He runs back to his team and touches the next player in line. This player then runs to the unwrapped gift and must rewrap it. He returns to the next teammate and the process begins again. First team to complete wins.

### Pin the Hanukkah Candle

#### Materials:

A poster-size menorah

A cardboard candle for each player

How to Play: Draw a menorah on a large sheet of cardboard and tape it to the wall. From lightweight cardboard or poster board cut out a candle for each player. The candle represents the shames or candle used to light the eight Hanukkah candles. Put a pin through the flame of each candle. Blindfold a Cub Scout and turn him

## November 2008: "Seeds of Kindness"

around three times. He then tries to pin his shames on any of the menorah's candles. The one who comes closest, wins.

### From Santa's Sack

Fill a big bag with all sorts of dress-up clothes, including wigs and funny hats. Players form a large circle around "Santa's Sack". Put on some music and have them start passing a balloon around the circle. When the music stops the one with the balloon runs to the sack, grabs something quickly and puts it on before returning to his place. Continue until the sack is empty then hold a fashion show and judge the most colorful fashion, the funniest fashion, etc. Give everyone a prize.

### If You Go To The North Pole With Me...

This can be used in both Den and Pack Meetings. Group can be divided into smaller groups, which compete or can be done within the den with boys taking turns. The Den Leader chants: "If you go to the North Pole with me, what are the wonders you will see?". Players call out what they might see and then must act out the Scene. More than one boy can help. In the Pack Meeting, each "picture" can be held, forming a living tableau of the North Pole.

You could make a memory game with this title by having the first person name something he would bring. Then the second person repeats the first item and adds one, and the third names the first two and adds one and so on. Commissioner Dave

### Tissue Paper Relay

Not theme related but I saw it in the Chief Seattle Pow Wow book for this month and thought it was good.  
CD

Give each player a drinking straw. Divide the den into two teams. Give the first player on each team a square of tissue paper. On signal, he tries to lift the tissue paper off the table by inhaling through the straw and pass it to the next member of his team without dropping it. The next player must take the tissue paper using the straw and pass it to the next team member. If the paper falls, it must be picked up with the straw.

### Presents Pantomime

Each boy thinks of a present he would like to give a make-believe friend (or a real friend) and then decides how to act out movements for his chosen present. (For example, if he chose a dog, he could chase his tail around in a circle, give a paw to "shake", or roll over with paws up) There are no limits on the price, or availability of this pretend present. The leader should consult with each boy as needed to choose a present and work out the movements. When all the boys have decided on the presents and movements, have each in turn act out his present and see who can guess what it is.

### Trim the Tree

Line up the dens for a relay. Attach large sheets of paper to the opposite wall and give each boy a different colored crayon. On signal, the first boy runs to his paper and outlines a Christmas tree. Then the next boy runs up and draws in a stand. The others draw ornaments or lights. The first team to trim its tree wins.

### Hanukkah Peanut Hunt

Buy package of peanuts. Write K on 4, H on 4, N on 4, U on 4 and A on 4. Hide all the peanuts, lettered and unlettered, hunt for 5 minutes.

- 10 points for greatest number
- 5 points for each lettered peanut
- 20 points for the enough letters to write HANUKKAH

## Pass the Dreidel

Cubs sit in circle, start music. Pass the top around the circle. When the music stops, the Cub holding the dreidel drops out. Last Cub is the winner.

I get Dreidels every year for my Roundtable from a friend. The small ones cost about 10 cents. To find the rules for the Dreidel game and the story of the Dreidel and lots of other Hanukkah games check out the websites listed in Baloo. Commissioner Dave

### Christmas Stocking Contest

Two or more red stockings are hung up, the number depending on the number of contestants you have for each side. Each boy is provided with a teaspoon and three apples, or tennis balls. These apples must be picked up off the floor with the spoon, carried to the stocking and dropped into it. It may be run as a relay, with each runner putting in just one apple, returning and handing the spoon to the next runner. The apples must be gotten into the stocking without the aid of the extra hand.

## What's Wrong with Christmas

This is a variation of the classic Kim's game. It is a good game for den meetings. On a table or tray place a number of Christmas type objects, such as a candy canes, bell, sprig of holly, etc. Scatter through these a number of objects that are not a part of Christmas, such as Halloween mask, green shamrock, red heart, hard-boiled egg, etc. Cover all objects until time to play the game; then remove the cover and give Cub Scouts two minutes to look at all the objects. Recover all objects, and give each boy a pencil and paper. Ask them to write down all non-Christmas items. Cub Scout with longest list wins.

## GAMES AND ACTIVITIES

### SAY SOMETHING NICE

Start a den meeting by saying something nice about someone else. Give this part of your meeting a special name. Not everyone needs to participate every time. Give the Scouts an opportunity to thank someone, offer encouragement or share kind words.

### WIPE THE SMILE

Players sit in a circle, making sure they can see everyone else. One player who is "It" starts the game by smiling widely, while all the other players are somber. "It" then uses his hand to wipe the smile off his face and throw it to another player who has to catch the smile with his hand and put it on.

This new "It" can then wipe off the smile to throw to someone else--though he will probably choose to smug wildly at everyone for a few minutes before relinquishing his happy role. Meanwhile, all other players must sit stone-faced. One smirk and they're out.

### BALLOON PASSING

This game is for den families also. Give each team a balloon inflated to about six inches in diameter. On signal, the first player on each team tucks the balloon under his chin and, without using his hands, passes it to the next player, who must take it under his chin. Continue until all have received the balloon. If it drops, the player may pick it up with his hands but must put it under his chin before passing it on.

### THUMB CATCH

This is game of fast reflexes and can be played with a very large group.

Players stand in a circle and each player puts his left hand out to the left with his hand in a fist and his thumb facing down, and his right hand out to the right with his hand open and his palm up. Your left thumb

## November 2008: "Seeds of Kindness"

should be directly above the player to your left's palm, and your right palm should be directly beneath the player to your right's thumb.

Have a person who is not playing count to three and say, "Go!" On the word "Go," all the players should try to grab the thumb of the player on their right side and at the same time try to lift their own thumb fast enough to avoid being grabbed by the person on their left. Anyone whose thumb was grabbed is out and should leave the circle. Close the circle in and continue playing until there is only one player left.

### **HOT POTATO TAG**

Play this with a ball or a potato. Have the players form a circle with one in the center. The potato (or ball) is passed or thrown across the circle. When the player in the circle is able to tag the one who has the potato, the tagged player must then be "it".

### **HELPING HANDS**

Give each boy a piece of paper with "HELPING HANDS" written across the top of it. Set a time for 5 minutes and have each boy write as many ways as he can think of for him to be helpful to others under each letter. The only words he can use must start with the letter.

## **PROJECTS**

### **KINDNESS BOOKS**

Materials: 3" x 5" paper and markers, pencils or pens

To emphasize that helping others includes those in our own families. Boys could make coupon books to give to their parents. Leader prepares slips of paper ahead of time; 3" x 5" is a good size. Give each boy about 10. Boys decide what they can do to help their families and write one thing on each coupon or illustrate it by drawing. The books are then stapled together, and each boy gives his parents the book. Parents can redeem the coupons by giving one to their son. He agrees to perform the action illustrated on the coupon. Suggestions for coupons could be: doing something without being asked, picking up toys, a bear hug, helping prepare a meal, drawing a special picture, doing an extra chore, etc.

#### **GOOD DEED PAPER CHAIN**

Make a paper chain and have the Scouts write the name of a family member on each link. Direct them to remove a link each day and do a good deed for the person whose name is on the link.

#### **GIVING BACK DAY**

Ask your Scouts to find a gently used toy, game or book to donate to a local organization that supports children. Fill bags they have decorated with the items and make a special delivery.

### **FAMILY INFORMATION BOARD**

Materials: 12 inch square adhesive-backed cork tile, 12 inch cardboard square (a packing box works well), heavy rope or twine, wire, tape, glue

Instructions:

Remove the paper backing from the cork tile and stick the tile to the cardboard.

Cut a 4-foot length of heavy rope or twine and glue it around and glue it around the edge of the tile as a border.

For the hanger, glue or tape a wire loop on the back.

Now your family will have a place to post important information.

### **THANK YOU CARDS**

Materials: paper or index cards, markers or crayons, magazine pictures or stickers, glue, envelopes

## November 2008: "Seeds of Kindness"

Fold the paper or index card in half to make a card.

Have Cub Scouts think about someone who has done something nice or helpful for him. The card could be for a parent, brother, sister, grandparent, neighbor, babysitter, teacher, etc

Once the Cub Scouts have thought of someone that they would like to make a card for, let them use their creativity and make it. Then, make sure they get the opportunity to deliver the "thank you" - by mail, in person, etc.

## FOOD BASKET

There may be a family or individual that pack members know or that your chartered organization may be aware of that may need some help having a Thanksgiving dinner. As a pack you could assign canned vegetables, etc for boys to bring. Some boys could bring fruit, others could bring pumpkin pie mix, etc. The pack might even be able to donate a small turkey. At a den meeting, the boys and leaders could bring all items together and then as a group could help deliver the food to the family or individual. (You could also keep the name of the family or individual anonymous and have a discussion with the boys that sometimes we help people even when we may not know their names.)

## Tiger Cubs

### Tiger Grub

## Rudolph the Reindeer

- 1/4 cup peanut butter, creamy
- 2 slices whole wheat bread
- 16 raisins
- 4 Cherries
- 16 pretzels - twist style

Spread peanut butter on bread slices. Cut each slice into 4 triangles. Turn triangles so point is down, Place two raisins in center for eyes. Cut the cherries in half. Place one half at the bottom point for the nose. Break twist pretzels to make antlers. Place at the upper two corners.

**Variation:** Turn pretzel down near the nose to make cats with whiskers

## Magic Reindeer Food

### Supplies:

- Uncooked oats
- Ziplock Bag
- Ribbon
- Glitter

In a Ziplock bag, put a little bit of uncooked oats and glitter. Shake to mix.

On Christmas Eve night

Before the little ones yawn

Sprinkle "Magic Reindeer Food"

On your front lawn

The smell of the oats

And the sparkles so bright

Will surely help Rudolph

With his Christmas Eve flight.

Santa Clara County Council

## Holiday Crafts

### Mini Music Makers


Easy to make from empty film canisters and craft sticks.

**You need:**

- Two Empty Film Canisters
- Two Craft Sticks
- Colored Vinyl Tape
- Black Marker or Paint
- Rice, Beans, or Beads
- Scissors

**Instructions:**

Paint the craft sticks black. Decorate the sticks and the containers using colored vinyl tape. Cut a slit in the tops to hold the craft sticks securely. Fill containers half full with rice, beans or beads. Replace the tops. Push in the crafts sticks.

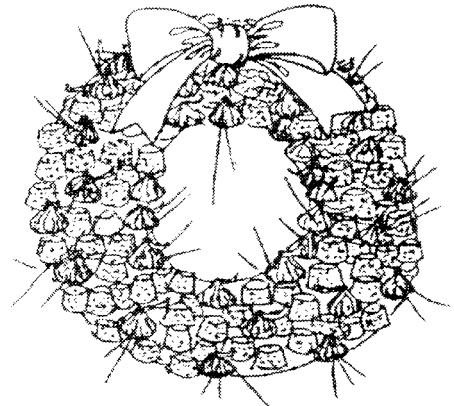


### Chocolate Kisses Wreath

**Supplies:**

- Foil covered chocolate kisses
- Poster board
- Gumdrops
- Cake frosting
- Ribbon

Directions: Cut a large circle from the poster board and one from the center of this circle. You can use the cake frosting to cover the circle or you can use regular glue to cover the circle. Glue the chocolate kisses and gum drops onto the wreath. You may choose another shape if it is more appropriate for your celebration!



### Photo Ornament

**Materials:**

- Four photos of family members
- 4 inches red ribbon
- Thumbtack
- Glue
- Foam cube

**Directions:**

Cut the photos to the size of one side of the cube. Glue a different photo to each of the four sides. Leave the top and bottom blank. Fold the ribbon in half to make a hanging loop. Secure the ends to the top of the cube with the thumbtack. Let the glue dry.

### Seasonal Gift

(for a Parent/Teacher, etc.)



## November 2008: "Seeds of Kindness"

### **Materials:**

Oval wood piece  
Pens  
Glue  
Tulip paint  
Pipe Cleaner or Ribbon

### **Directions:**

1. Paint the wood piece white.
2. Write "TIS THE SEASON" on the top.
3. Write "TO CELEBRATE" on the bottom.
4. Let the boys decorate with their favorite holiday items.
5. Glue the pipe cleaner or the ribbon hanger on the back.

## The Pack Meeting

### Gathering Activities

#### Good Will Word Search

H	A	P	P	Y	B	A	E	S	K	J
M	E	Q	D	O	E	R	D	C	U	B
E	O	L	O	U	S	R	J	O	L	P
E	P	T	P	R	T	O	C	U	I	A
T	B	E	H	I	A	Q	T	T	G	C
I	M	O	O	E	N	X	A	K	H	K
N	Q	O	Y	P	R	G	C	O	T	A
G	A	S	M	S	L	K	B	P	W	W
D	A	D	N	I	N	E	O	P	L	A
B	E	A	R	O	X	E	B	I	O	R
N	G	I	F	T	W	E	F	G	V	D
K	J	L	E	C	L	R	U	H	E	S
G	O	O	D	O	Y	T	N	T	E	N
W	E	J	S	S	E	N	D	N	I	K

mom	best	kindness
happy	arrow	cub
fun	of	scout
meeting	light	snow
dad	gift	boys
wolf	pack	bobcat
Webelos	helping	den
tree	other	awards
do	people	ox
your	nine	send

#### How Many?

Fill a clear container filled with red, green and white jellybeans, holiday M&Ms, counting as you fill. Everyone makes a guess on a slip a paper (be sure they include their first and last name) as to how many treats are in the jar. The winner gets the container & candy.

#### Gingerbread Person Photo Shoot

Get a refrigerator or wardrobe box. Decorate the front with a gingerbread man. Cut a hole in the front of box so cubs can show their faces while having their picture taken.

#### Santa's Bag -

Number ten brown paper bags from one to ten. Put a familiar Christmas - related article in each bag and staple shut. Each boy is given a pencil and paper on which he lists numbers one through ten. He tries to guess

## November 2008: "Seeds of Kindness"

what is in each bag by feeling through the paper, and records on his paper his guess. Boy with greatest number of correct answers is winner.

### Opening Ceremonies

#### HELPING OTHER PEOPLE FLAG CEREMONY

After the flags have been posted, but before the pledge, have parents or Den Chief/Den Leader read the following off of cards you have prepared.

- Helping other people might be picking up a toy or a bottle that a boy dropped.
- Helping other people might be playing with a younger brother or sister while mom is busy.
- Helping other people might be telling a friend he did a great job when he did his best.
- Helping other people might be shoveling a walk of someone not able.
- Helping other people may be simple everyday things, even a smile, or difficult things like fighting for our country. The people throughout history that have kept our country free helped other people, you and me. As we pledge our allegiance to the flag, let us be glad that others have helped other people. Cub Scout leads in the pledge.

#### Cub Scouts Means...

**Arrangements:** 8 Cub Scouts hold cards spelling out CUB SCOUT and read the lines written on the back of the cards.

**Cub # 1:** **C** - is for Cheerful Cub Scouts. Giving Goodwill means we are cheerful as we work and play.

**Cub # 2:** **U** - is for useful Cub Scouts. Giving Goodwill means we help our family, our teachers, and our Scouting leaders.

**Cub # 3:** **B** is for busy. Giving Goodwill means we are busy helping other people enjoy the holiday season.

**Cub # 4:** **S** is for serving. Giving Goodwill means we give service with a smile and help the needy.

**Cub # 5:** **C** is for courteous. Giving Goodwill means we are courteous. If we are courteous, other people will be courteous too.

**Cub # 6:** **O** is for orderly Giving Goodwill means we keep our rooms and belongings orderly which helps our family in this busy season.

**Cub # 7:** **U** - is for understanding. Giving Goodwill means we remember to keep secrets, and understand when our parents are tired or busy.

**Cub # 8:** **T** - is for thankful. Giving Goodwill means we are thankful for our home, church, school, and for our family and friends..

#### GREETINGS

*This is a classic that appears almost every year for your Holiday Pack Show. Commissioner Dave*

**Set Up:** The Den Chief explains that the audience is to respond by doing as the boys say and then introduces the ceremony.

The boys hold cards that spell out the word G-R-E-E-T-I-N-G-S. Each exposes his card as he speaks his line.

**G** - Glad to see you here tonight.

**R** - Reach out your hand to a friend left or right.

## November 2008: "Seeds of Kindness"

E - Everyone smile and shake his hand,

E - Everybody smile and nod at another friend.

T - Together now, stand up on your feet,

I - I'd like for you all to take your seat.

N - Now that we're all friends, we'll start the show,

G - Good will is a feeling we all like to know.

S - So now we say greetings to everyone.

All - We've tried to give goodwill in all that we have done. So Cubmaster, our program's begun.

*The boys motion for Cubmaster to come on stage*

## December Lights Opening

### Chief Seattle Council

This is the season of lights. It is a time when the days are shorter and the nights are long. But, somehow, things seem brighter. Shopping centers are bright with holiday lights.

Thousands of homes have single candles to light the way for the Christ Child. Other thousands have candles burning to commemorate the miracle of the oils of Hanukkah. Even the stars in the winter sky seem brighter.

The most brilliant glow comes from the spirit of goodwill that you live all year 'round in the Cub Scout Promise and Law of the Pack.

Let us all stand and repeat them together.

*Chief Seattle suggests the Cubmaster says this opening. Santa Clara County Council add this beginning -*

**Setting:** Cub Scouts leave the room and march back in by dens. Dim the room lights and have each Denner hold a single candle or small flashlight as the dens return. When the dens have reached their places, the Cubmaster then begins the remarks:

### Goodwill Opening

And the angel said, "Peace on earth, goodwill toward men." Cub Scouts give goodwill by being thoughtful and kind, and by doing Good Turns. In this holiday season, may our good will shine as brightly as the star in the East, so that other people will follow our example. Please join me in the Pledge of Allegiance.

### Holiday Pledge Of Allegiance

**Set Up:** A narrator to say the lines of the Pledge of Allegiance and 6 Cub Scouts to say the accompanying lines. Someone to play music. While this ceremony is being done, background music (such as "Joy to the World".) plays softly.

**Narrator:** I pledge Allegiance

**1st. Cub:** At this joyous time of year

**Narrator:** To the flag

**2nd Cub:** A symbol of unity as Christ is a symbol of peace

**Narrator:** Of the United States of America

**3rd Cub:** A land chosen above all others

**Narrator:** And to the Republic for which it stands

**4th Cub:** The people who care and share

**Narrator:** One Nation under God

**5th Cub:** Who shared his son with us

## November 2008: "Seeds of Kindness"

**Narrator:** Indivisible

**6th Cub:** A nation united through love

**Narrator:** With Liberty and Justice for all

*Then ask all in attendance to join with you and repeat the Pledge of Allegiance.*

### Opening Ceremony I

**Props:** Box wrapped with holiday paper and tied with a bow. In the box are a menorah, small Christmas tree, invitation, Kwanzaa candelabra, Instant Recognition patch and beads, small wrapped gift, small felt stocking, and card saying "Do Your Best."

**Cubmaster:** (Opens box and looks inside.) December is one of the most exciting months of the year, and certainly one of the busiest. This month we have: Christmas (Takes out tree.); Hanukkah (Removes menorah.); Kwanzaa (Removes candle holder.), and Holiday parties (Takes out invitation.). What a great time for all of us! Our pack has had lots of fun this month working on advancements (Takes patch and beads from box.), but one of the best things was our special service project/Good Turn (Takes stocking from box.) This helped us live the theme "A Cub Scout Gives Goodwill" We've been busy, and all the time we have followed the Cub Scout Motto: (takes paper out of box and shows it while saying motto) "Do Your Best" and the ending of the Law of the Pack, "A Cub Scout Gives Goodwill." Now den \_\_\_\_ will present the colors.

### Building A Better World

11 Cub Scouts, each holding a card with a letter on the front and his line on the back. Each speaker holds up his letter as he says his line. Last line delivered by all.

**Den leader introduces this Opening by stating** - All this month we have been learning how a Cub Scout gives goodwill and through this goodwill he can help build a better world. We will now show you how a Cub Scout can help build a Better World -

B for BROTHERHOOD, boosting for each other's good

E for EVERY LAND to share in earth's riches everywhere

T for TRUSTFULNESS, trusting more and fearing less

T for TEAMWORK, for joining hands to put things through

E for EQUAL CHANCE for each nation to advance

R for REAL RESPECT in spite of race, creed, or sect.

W for WILL TO WORK for peace with faith and skill

O for OPPORTUNITY to keep our speech and action free

R for REVERENCE for a guiding providence

L for LOVE TO SPREAD around when need and bitterness are found

D for DIGNITY of man devoted to a better plan.

**(All hold up letters)**

**Den leader** - There you have it - that is how you build A BETTER WORLD.

## Stories and Audience Participations

### HELPING OTHERS

Plants: "Grow, Grow"

Cub Scout: "Do Your Best"

Helping Other People: "Warm Fuzzy"

Pack: Yell the Pack Number

Old Lady: "No, I Don't Want To Go"

Groceries: "Yum, Yum"

## November 2008: "Seeds of Kindness"

Once upon a time, in a CUB SCOUT PACK a CUB SCOUT was learning about HELPING OTHER PEOPLE. The CUB SCOUT helped an OLD LADY across the street. But the OLD LADY did not want the CUB SCOUT to help her.

The OLD LADY did not care that the CUB SCOUT had been learning about HELPING OTHER PEOPLE or that the CUB SCOUT and his PACK had set out to do good deeds.

The OLD LADY just wanted to get her GROCERIES. But the CUB SCOUT and his PACK were learning about HELPING OTHER PEOPLE and really wanted to HELP OTHER PEOPLE and so the CUB SCOUT helped the OLD LADY across the street.

The OLD LADY thought what kind of a PACK is this. The OLD LADY just wanted her GROCERIES and help with her PLANTS. The CUB SCOUT said, "Nice OLD LADY, my CUB SCOUT PACK and I are learning about HELPING OTHER PEOPLE. I'll help you get your GROCERIES and even water your pretty PLANTS, if you will just let me learn about HELPING OTHER PEOPLE by getting you across this busy street". The OLD LADY sighed and smiled and said "Thank you".

### Helping Others

Lights: "Blink, blink, blink"

Cub Scout: "Do Your Best"

Helping Other People: "Warm Fuzzy"

Pack: Yell the Pack Number

Old Lady: "No, I Don't Want To Go"

Tree: "Ahhhhhhhhh"

Once upon a time, in a **CUB SCOUT PACK** a **CUB SCOUT** was learning about **HELPING OTHER PEOPLE**. The **CUB SCOUT** helped an **OLD LADY** across the street. But the **OLD LADY** did not want the **CUB SCOUT** to help her. The **OLD LADY** did not care that the **CUB SCOUT** had been learning about **HELPING OTHER PEOPLE** or that the **CUB SCOUT** and his **PACK** had set out to do good deeds. The **OLD LADY** just wanted to get a **TREE**. But the **CUB SCOUT** and his **PACK** were learning about **HELPING OTHER PEOPLE** and really wanted to **HELP OTHER PEOPLE** and so the **CUB SCOUT** helped the **OLD LADY** across the street. The **OLD LADY** thought what kind of a **PACK** is this? The **OLD LADY** just wanted her **TREE** and pretty **LIGHTS**. The **CUB SCOUT** said, "Nice **OLD LADY**, my **CUB SCOUT PACK** and I are learning about **HELPING OTHER PEOPLE**. I'll help you get your **TREE** and put your pretty **LIGHTS** on, if you will just let me learn about **HELPING OTHER PEOPLE** by getting you across this busy street". The **OLD LADY** sighed and smiled and said "Thank you".

### The House Where Santa Claus Lives

Have Santa enter and tell the following story:

Old Santa has traveled many a mile to be with you. He has been impressed with your preparations for the holiday season and has had a look into all your homes. Tonight, Santa would like to tell you about a house you have never seen before. It is the house where Santa Claus lives. While I tell you this story, I will need your help for certain words. Every time these words are spoken, I want you to make certain signs. Let's all practice them before we start the story.

*Then list the parts and the motions*

Now, let's begin our story.

After the story Santa says - Now old Santa must be on his way. He has one parting thought for all of you. Keep the Cub Scout Promise and always do your best. If you do, you can make it Christmas every day of the year. Merry Christmas everyone!

Another way to present the story without the aid of a costume is

Presenter says, "I'm going to tell you a story about the house where Santa lives. There will be certain signs for you to make. Anyone seen not making the signs will have to come up in front and help me."

## Advancement Ceremonies

*Whatever Advancement ceremony you chose this month - please be careful to make it clear that the awards are earned. They are not presents or gifts. The boys worked hard to earn them. We are not just giving them away. Thank you. Commissioner Dave.*

### **The Fourth Bead, A Den Ceremony**

*Cub Scouts who have completed the Wolf or Bear rank, receive their badges at a pack ceremony. But it's a good idea to recognize them in the Den too, as soon as they finish the 12th achievement.*

**Personnel:** Den Leader, advancing Cub Scout

**Equipment:** Bead from Immediate Recognition Kit

**Den Leader:** Today (Name) gets his fourth bead for passing three more achievements for Wolf (or Bear) rank. Do you know what that means? It means that he has finished all 12 achievements for Wolf (or Bear). At our next Pack meeting, he'll get his new badge. I think that's great! He'll wear his new Wolf (or Bear) badge on his left shirt pocket. **(Attach bead to thong of Progress toward Ranks patch).**

Keep working on advancement, (Name). That way you will get the most fun in our Den and Pack. Let us see you other Cubs keep advancing, too. Congratulations!

### **Holiday Advancement**

**Set Up:** This requires a bit of advance prep. All boys who are to receive awards need to be notified that they should bring a can of food or a small gift to the meeting.

You'll need a Christmas tree.

**Submaster:** **I came from the North Pole tonight to share in the spirit of giving. Everyone should be able to feel the rewards of this wonderful season. We have several boys here tonight to whom I would like to give something—something for which they have worked very hard and deserve to receive. They will also be giving goodwill by helping those who are less fortunate, which is the sign of a true Scout. (Call out boys' names, one at a time, and present each with his award and an ornament. The boy places his ornament on the tree and his food or gift under the tree.)**

**Just look at the glow and feel the true spirit of giving. These Scouts have not only worked hard all month to earn their awards, but have shown that extra measure of kindness and giving in this season of goodwill.**

### **Goodwill Enlightens the World**

**Setting:** Place a world globe on a table. Place candles around the globe, one for each rank to be given out. Dim the room lights. Assistant Cubmaster holds a lighted candle.

**Submaster:** *We read in the newspaper every day about wars. Television shows us daily pictures of bombings and destruction in many parts of the world. This is a dark picture, and not what each of wants for our children and ourselves.*

Scouting is one of the things that helps to bring people together because its ideals and goals are the same everywhere. We tend to think of Cub Scouting as just our Pack and our Den. But there are Cub Scouts like us in countries around the world.

(Name of Leader) holds a candle representing the spirit of Cub Scouting. As we present our advancement awards tonight, he will light a candle next to the globe fore each rank.

We have some boys who have passed the requirements for the rank of Bobcat. Will (call Scouts receiving awards) and their parents please come forward? (Present badges to parents to pin on boys' uniforms and parent pins to boys to give to parents. Light the Bobcat candle.)

## November 2008: "Seeds of Kindness"

(Repeat for each rank.)

Notice how the darkness surrounding the world has gone away as the light of the Cub Scout spirit has spread around the globe. If we all continue to work on our achievements and have our Cub Scouts give Goodwill by keeping the Cub Scout Promise, we can keep the light bright and help our world to be a better place for everyone.

### Songs

#### **I'D LIKE TO TEACH THE WORLD TO SING**

I'd like to build the world a home  
And furnish it with love  
Grow apple trees and honey bees and snow-white turtle doves.  
I'd like to teach the world to sing  
In perfect harmony  
I'd like to hold it in my arms and keep it company.  
I'd like to see the world for once  
All standing hand in hand  
And hear them echo through the hills "Ah, peace throughout the land"  
That's the song I hear... that the world sings today  
I'd like to teach the world to sing  
In perfect harmony.  
I'd like to teach the world to sing  
In perfect harmony  
I'd like to build the world a home  
And furnish it with love  
Grow apple trees and honey bees and snow-white turtle doves.

#### **DO A GOOD TURN**

(Tune: Are You Sleeping)

Do a good turn,  
Do a good turn,  
Do your best,  
Do your best,  
Do a kindly favor,  
Be friendly to your neighbors,  
Cheerful Cubs,  
Cheerful Cubs.

#### **WHEN YOU'RE HELPING AND YOU KNOW IT**

(Tune: If You're Happy and You Know it)

When you're helping and you know it,  
Lend a hand  
When you're giving and you show it  
Things are grand  
If you're helping and you're giving,  
Then you help make life worth living.



## November 2008: "Seeds of Kindness"

Keep on helping, keep on giving,  
Take a stand.

### A SMILE IS QUITE A FUNNY THING

(Tune: Auld Lang Syne)

A smile is quite a funny thing  
It wrinkles up your face,  
And when it's gone you never find  
It's secret hiding place.  
But far more wonderful it is  
To see what smiles can do,  
You smile at one, he smiles at you  
And soon one smile makes two.  
He smiles at someone, since you smile,  
And then that one smiles back,  
And that one smiles until, in truth,  
You fail in keeping track.  
And since a smile can do great good  
By cheering hearts of care,  
Let's smile and not forget the fact  
Those smiles go everywhere.

### S M I L E

(Tune: B-I-N-G-O)

Cub Scouts like to do one thing...  
And "Smiling" is its name oh  
S-M-I-L-E  
S-M-I-L-E  
S-M-I-L-E  
And "Smiling is its name oh

Cheefulness is fun to have  
And Cub Scouts like to show it  
S-M-I-L-E  
S-M-I-L-E  
S-M-I-L-E  
And Cub Scouts like to show it!

A smile is kindness everyday  
And so we'll keep on giving...  
S-M-I-L-E  
S-M-I-L-E  
S-M-I-L-E  
And so we'll keep on giving!

## Christmas Song

**Tune: Rudolph**

Here's to the Cubs in our den.  
As they follow, help and give.  
All of the boys in our den,  
Know just how a Cub should live.  
Now that it's time for Christmas,  
We've been very helpful boys,  
We've gathered lots of old things,  
Fixed them up like brand new toys.  
Saved our pennies every meeting,  
Bought a lovely Christmas tree,  
Trimmed it up to take to our Den-adopted family.  
Bright and early Christmas morning,  
When they see our shiny toys,  
We'll be happy that we shared our  
Christmas joy with other boys.

## Hanukah Fun Song

**Tune: Merrily We Roll Along**

Hanukkah is here at last,  
Here at last, here at last.  
Hanukkah is here at last,  
There's fun for everyone.  
We spin the dreidel merrily,  
Merrily, merrily,  
We spin the dreidel merrily,  
Come and join the fun.  
There's fun for you and fun for me,  
Fun for you, fun for me.  
There's fun for you and fun for me,  
With toys and games and cheer.  
The candles burn so cheerily,  
Cheerily, cheerily,  
The candles burn so cheerily,  
It's the best week of the year.

## Hanukkah Fun

**Tune: Mary Had A Little Lamb**

Hanukkah is here at last,  
Here at last here at last.  
Hanukkah is here at last.  
Oh what fun we'll have.

## November 2008: "Seeds of Kindness"

We spin the dreidel merrily,  
Merrily, merrily.  
We spin the dreidel merrily,  
Oh what fun we'll have.

The candles burn so happily,  
Happily, happily.  
The candles burn so happily  
Oh what fun we'll have.

### Gift Giving

**Tune: I'd Like to Teach the World to Sing**

I'd like to give the world a gift,  
that all men will be free.  
And though I'm just a growing boy,  
There's things that I can see.

To see that Scouting is a way,  
To start to understand.  
That caring, helping, smiling, learning  
Help me be a man.

And so at Christmas here's a gift,  
That you can give to me  
Please help me grow in mind and spirit,  
To be what I can be.

### When You're Helping And You Know It

**Tune: If You're Happy And You Know It**

When you're helping and you know it lend a hand  
When you're giving and you show it things are grand.  
If you're helping and you're giving  
Then you help make life worth living.  
Keep on helping, keep on giving, take a stand.

### Joy To The Cubs

Tune: Joy To The World

Joy to the world, our Cubs are here.  
Let all the pack rejoice.  
Their badges they have earned today.  
Award them now without delay  
Let all the pack now cheer  
Let all the pack now cheer.  
For those Cub Scouts who advanced today.

## November 2008: "Seeds of Kindness"

### Slow

**Tune: Where Has My Little Dog Gone**

Oh why, oh why, hasn't Santa come yet?  
Oh why - does anyone know?  
If he'd trade his sleigh for a modern jet,  
He wouldn't be so slow!

### Helping Santa Claus

**Tune: Up On The Housetop**

Down 'in the basement Cub Scouts pause,  
They are helping Santa Claus.  
Toys, games and puzzles and goodies, too.  
Make children happy, yes they do.  
Ho, ho, ho, who wouldn't go?  
Ho, ho, ho, who wouldn't go?  
Out helping Santa, click, click, click.  
Try a goodwill project quick, quick, quick.

### Reindeer Poky

**(Tune: The Hokey Poky)**

You put your antlers in. You put your antlers out.  
You put you antlers in and you shake them all about.  
You do the Reindeer Poky and you turn yourself around.  
That's what it's all about!

**Additional verses -**

You put your hooves in....  
You put your red nose in....  
You put your fluffy tail in...  
You put your reindeer body in...

### Oh, Saint Nicholas

**(Tune: Old McDonald Had A Farm)**

Old St. Nicholas had a tree  
*(form tree with arms)*  
Ho, ho ho ho ho!  
And on that tree he had some horns  
*(blow horns)*  
Ho ho ho ho ho  
With a toot toot here and a toot toot there  
Here a toot There a toot  
Every where a toot toot

## November 2008: "Seeds of Kindness"

Continue.... substitute horns with:

Lights	flash flash
candy canes	yum-yum
drums	boom-boom
bells	ring ring
birds	peep peep
stars	twinkle twinkle

## Skits

### MAGIC OF A SMILE

(Boy #1 is trying a magic trick. The other boys are watching. Boy #2 enters, watches, then asks:)

Boy #2: What are you doing?

Boy #1: I'm a magician!

Other Boys: Yeah, he's doing magic tricks.

Boy #2: Oh, really? (Watches, then asks) Why are you doing magic tricks?

Boy #1: I like to do magic tricks because that makes people happy and when people are happy they smile and I like to see people smile.

Boy #2: I can make magic!

Other Boys: Oh, sure! No you can't.

Boy #2: Yes I can, but I need all of you to help with this magic trick. (Leaves)

Boy #1: I didn't know he knew how to do magic tricks.

Boy #3: I'll bet he doesn't know any magic.

Boy #4: He probably won't even come back.

Boy #5: He's just showing off.

Boy #2: (Enters with gardening tools)

Other Boys: Gardening tools?

Boy #5: You call that magic?

Boy #2: No! But with your help and these tools we can make magic.

Other Boys: Oh, sure! Gardening tools aren't magical. How can they make magic?

Boy #2: You said magic makes people happy, didn't you?

Boy #1: Yes, but...

Boy #2: You said you like to make people happy so they will smile, didn't you?

Boy #1: Yes, but...

Boy #2: Well, if we take these tools over to Mrs. Robinson's and clean her front yard, I'll bet she would be happy and she would smile the biggest smile you have ever seen.

Boy #3: Say, I think you have got magic. I'll rake leaves.

Boy #4: I'll go and get a lawn mower. I've always wanted to do magic tricks!

Boy #5: Me too! I'll prune her shrubs. I really like Mrs. Robinson. I'd like to see her smile. (Boys agree and start to leave)

Boy #1: Hey, what about my magic?

Boy #3: We all want to try (boy's name) magic.

Boy #1: Oh well, I guess I'll go too. Hey, wait for me.

## November 2008: "Seeds of Kindness"

### A SCOUT G I V E S

Cast: Five Cub Scouts.

Props: Five large cards, each printed with a letter of the word G-I-V-E-S on front and the part on back in BIG print

Each of the five Cub Scouts holds his card with the blank side to the audience.

One at a time the boys step forward, turn their card so the audience may see the letter, and recite the phrases given below. When all have recited, they will be lined up left to right, their letters spelling out the word GIVES.

G - Stands for Giving. It's always good to give.

I - Stands for Intentions. May mine be always right.

V - Stands for Valiant. A trait of great might.

E - Stands for Eager. From beginning to end.

S - Stands for Sharing. This makes me a friend

ALWAYS DO GOOD TURNS

Akela: "Now, (Cubs name), you know you should always do Good Turns."

Cub Scout # 1: I tried, honest!

Akela: OK

[Each Cub enters and says similar things to Akela]

Last Cub: [carrying a small frying pan with a "pancake" in it] I did a good turn!

[He flips pancake over and catches it in pan]

Last Cub: But you should see the mess in the kitchen!

### LOST MONEY

Cast: Several Cub Scouts

Setting: Cub Scout #1 is circling around and looking down at the ground.

Cub Scout #2: What are you doing?

Cub Scout #1: I dropped my money and I'm looking for it.

Cub Scout #2: Well, I'll help you look.

Cub Scout #1: That would be great if you could help me!

(Other Cubs come up one at a time and ask him what he is doing. He tells them he lost his money and they agree to help look. Eventually there are several boys circling around looking for the money on the ground.)

Last Cub Scout: What are you doing?

Cub Scout #1: I'm looking for the money I lost.

Last Cub Scout: Where did you lose it?

Cub Scout #1: Down the street by those houses.

Last Cub Scout: Then why are you looking for it here?

Cub Scout #1: Because this is where the street light is.

### The Twelve Days of Christmas

Characters: Bob, 12 Cub Scout friends (if den has less than 12 boys, have them do several parts)

Props: Items called for in skit on a table (use your imagination to create wilder items)

Setting: Bob is standing by table with props. As each boy enters, he hands him the appropriate item.

Cub #1: On the first day of Christmas my good friend gave to me -- a knob for my TV. Thanks Bob.

Bob: You're welcome!

*(Each cub takes items and exits. Then next cub enters from opposite side of stage)*

Cub #2: On the second day of Christmas my good friend gave to me -- two napkins. Thanks Bob.

Bob: You bet!

## November 2008: "Seeds of Kindness"

Cub #3: On the third day of Christmas my good friend gave to me -- three French fries. Thanks Bob!  
Bob: No problem!

Cub #4: On the fourth day of Christmas my good friend gave to me -- 4 comic books. Thanks Bob!  
Bob: Glad to do it!

Cub #5: On the fifth day of Christmas my good friend gave to me -- five rusty nails. Thanks Bob!  
Bob: Don't mention it!

Cub #6: On the sixth day of Christmas my good friend gave to me -- six greasy rags. Thanks Bob!  
Bob: OK!

Cub #7: On the seventh day of Christmas my good friend gave to me -- seven soggy sweatshirts. Thanks Bob!  
Bob: Yeah, you're right!

Cub #8: On the eighth day of Christmas my good friend gave to me -- eight mugs for milk shakes. Thanks Bob!  
Bob: Give me five! (does high five with Cub #8)

Cub #9: On the ninth day of Christmas my good friend gave to me -- 9 dirty dustpans. Thanks Bob!  
Bob: Cool dude!

Cub #10: On the tenth day of Christmas my good friend gave to me -- ten leaping lizards. Thanks Bob!  
Bob: Check you later!

Cub #11: On the eleventh day of Christmas my good friend gave to me -- 11 pies for pitching. Thanks Bob:  
(A pie plate full of whipped cream can actually be thrown at Bob here - if you like!)

Bob: (wiping off cream) That's what friends are for!

Cub #12: On the twelfth day of Christmas my good friend gave to me -- twelve dump trucks dumping. Thanks Bob!  
Bob: Bye, pal! (last cub exits, table is cleared of all props) Now, let's see. That was (singing) 12 dump trucks dumping, 11 pies for pitching, 10 leaping lizards, 9 dirty dustpans, 8 mugs for milk shakes, 7 soggy sweatshirts, 6 greasy rags, 5 RUSTY NAILS, 4 comic books, 3 French fries, 2 napkins and a knob to adjust my TV. (looks at audience and wipes brow)  
Whew! I finally did it. I finally got my closet cleaned out!

## A Gift of Goodwill

Personnel: Den Chief & 8 Cubs

Setting: A group of 8 Cub Scouts are gathered around. Each boy is wrapping a gift. Den Chief enters.

Den Chief: Hey, guys, let me see what each of you is wrapping.

Cub 1: Gloves for my dad.

Cub 2: An owl plaque for my mom.

Cub 3: Oreo cookies for my little brother...so he'll quit eating mine!

Cub 4: A doll for my sister.

Cub 5: Wind chimes for my mom.

Cub 6: Ink pens for my brother; he really likes to write.

Cub 7: A lamp for my mom.

Cub 8: A lacy handkerchief for my grandmother. She likes to wave goodbye.

Den Chief: Hey, you guys are really giving goodwill. (He laughs.)

Cub 4: We hope so.

Cub 6: Aren't we supposed to do that all year?

Den Chief: Yes, but let me show you something unusual. (He takes a large piece of poster board and a marking pen. He calls on each boy in order to name again the gift he is wrapping, and writes the first letter of each on the board (such as 'G' for gloves). The result spells out 'Goodwill,' which he holds up for the audience to see.)

## November 2008: "Seeds of Kindness"

Cub 1: Hey, that's right! We're giving goodwill separately and together! (Looks at Den Chief) Figure that one out!

### Stunts and Applauses

#### CHEERS

##### DO A GOOD TURN CHEER

Have the group stand up to applaud. They clap once, turn a  $\frac{1}{4}$  turn and clap again, turn another  $\frac{1}{4}$  turn and clap again, and continue like that until they have completed a full turn.

##### BRAVO CHEER

(For an excellent performance) The cheer leader says: "That deserves a Bravo ! We'll do this in a circle." He then proceeds to have one end of the circle start with the 'BRR' sound and proceeds to point around the circle while they do the 'AVOOOO' sound. The sound level should rise as more of the circle comes in.

#### JOKES/RUN ONS

##### BIRD SEED

Cub Scout #1: May I have 25 cents worth of bird seed?

Cub Scout #2: How many birds do you have?

Cub Scout #1: None yet, but I'm gonna grow some!

##### DO A GOOD TURN

Cub Scout #1: (comes on stage turning around)

Cub Scout #2: (comes on stage doing forward rolls)

Cub Scout #3: (comes on stage rolling over and over)

Cub Scout #4: (comes on stage doing cartwheels)

Cub Scout #5: What are you guys doing?

Cub Scouts #1-4: Don't you know a good turn when you see one?

#### Applauses

##### Happy Holidays Cheers -

Done similarly to "Chip, Chop"

Divide audience into two groups,

raise right hand and half say HAPPY,

raise left hand and the other half say HOLIDAYS.

Or do Merry Christmas, Happy Chanukah, Happy Kwanzaa

Or three groups - Happy New Year

Or any other holiday you wish -

**Snowball cheer** - Reach down and pick up some imaginary snow, pack it into a snow ball. Pull arm back and throw snowball and yell SPLAT!

**Grand Applause** - While sitting, stomp feet three times, slap legs three times and stand up and yell HURRAH!

##### Elves applause -

"Saw, saw, saw" (make sawing motions)

"Tap, tap, tap" (make hammering motions)

"Paint, paint, paint" (make painting motions)

**Rudolph Applause** - Put thumbs to head with fingers pointing up to form antlers. Wrinkle nose and say, "Blink, blink, blink!"



## November 2008: "Seeds of Kindness"

**Goodbye Santa Applause** -Pretend to throw a pack onto your back and say, "Merry Christmas to all and to all a good night."

**Christmas Bells Cheer** - Pretend to hold a bell rope, then get the left side of the audience to say "DING" on the down stroke and the other side of the audience to say "DONG" on the up stroke

**Frozen Cub Cheer:** Wrap your arms around yourself, and say, "BRRRRR!"

**Shine Your Halo** - Children open palm and move in a circular motion over their head.

## Run-Ons

Why is a star in the heavens like a hole in the roof?

Because it's a sky-light!

What happens when a cat crosses the desert at Christmas?

It gets "Sandy claws!"

What lives in winter, dies in summer, and grows with its root upward?

An icicle!

Why does Santa like chimneys?

They soot him.

How did Scrooge score a touchdown?

The ghost of Christmas passed.

What wear armor and goes around on tip-toes?

A Silent Knight

Where do snowmen keep their money?

Snowbanks

What's in December that is not in any other month?

The letter "D"

On what side of a house do pine trees grow best?

The outside

How many pieces of candy can you put in an empty stocking?

One, after that it s not empty

What would you get if Minnehaha married Santa Claus?

Minnehaha Hoho.

Why do mother kangaroos hate rainy days?

Because their children have play inside.

What is brown, has a hump, and lives at the North Pole?

A lost camel.

## Closing Ceremonies

### Year's End Closing Ceremony

**Staging:** House lights are dimmed.

Ceremony board or log contains seven small candles and one tall candle representing the spirit of Cub Scouting.

**Cubmaster:** (lights candles) This last ceremony for (year) is one of rededication. Tonight four candles represent the Cub Scout ranks... Bobcat, Wolf, Bear, and Webelos.

Will all Bobcat Cub Scouts and their parents please stand. Bobcats, do you promise in (new year) to do your best to help other people and obey the Law of the Pack, and to advance one rank?

**Bobcats:** We'll do our best. (Extinguish Bobcat candle)

## November 2008: "Seeds of Kindness"

(Follow same procedure for Wolf and Bear Cub Scouts)

**Cubmaster:** Will all Webelos Scouts and their parents please stand? Webelos Scouts, do you promise in (new year) to do your best to help other people and obey the Law of the Pack, and to earn the Arrow of Light award, if you have not already earned it?

**Webelos:** We'll do our best. (Extinguish Webelos candle)

**Cubmaster:** Three candles and the Spirit of Cub Scouting candle remain burning. The three candles stand for Follows, Helps and Gives, which means, "We'll be loyal". Will you be loyal Cub Scouts in (new year)?

**All:** We'll do our best. (Three candles are extinguished)

**Cubmaster:** The spirit of Cub Scouting still burns as it does in the hearts of Cub Scouts everywhere. May it continue to burn brightly in your heart during the new year as we go upward and forward in Pack (number). Good night, Cub Scouts.

### Goodwill Closing Ceremony

**Set Up:** 8 Cub Scouts each with a sign with one of the letters on front. The words are written on the back in large print. Boys say their parts in turn.

**G** - Good Cub Scouts are friends to all.

**O** - On their honor to obey the pack law

**O** - Once they spread goodwill all around.

**D** - Doubled friendships will surely be found.

**W** - Working together to make the world a better place.

**I** - Including as friends -- boys from each faith and race.

**L** - Leaving behind them a path of good cheer.

**L** - Let's all practice it now and all through the year.

### Good Turn Closing Thought

Most of us are happiest when we are doing something for others. Think, for a moment of a time when you were helpful to someone. Chances are it made you feel pretty good. Of course, we feel best when we do something for others without being found out. When we help others regularly, it soon becomes a habit and gets to be a natural thing. Once a Cub Scout establishes this habit, he learns the real meaning of a good turn.

### Family Traditions

**Cubmaster:** Each of us has some traditions that are only practiced by our own families. Let's remember to enjoy those traditions and our families at this time of year. Remember it is better to give than to get. See if you can find the joy in giving this year!

*A Cub Scout Gives Goodwill*

In a recent issue of Scouting magazine, there is a story about a Webelos Scout named Daniel Simon of Pack 381, Buffalo Grove, Illinois. Daniel earned a \$750 gift certificate, and instead of spending the money on himself, he filled seven shopping carts with toys for other children who might not get anything that holiday season. It was a fine act of kindness and generosity. For Daniel, the Cub Scout Promise and the Law of the Pack aren't just words; they represent a way of life. Especially the phrase, "A Cub Scout Gives Goodwill." Wouldn't it be a great holiday tradition if we all followed Daniel's example and performed some special good turn for someone in need, giving a little goodwill in the process? That would bring a lot of joy to the people we served. It would also bring a lot of joy to us, knowing that we had done something to make someone's life a little better. Think about what you can do to give good will and serve others at holiday time. What better way to build good memories that will last forever?

## Starry Night

*Set Up:* - Dim or turn off room lights except for an electric candle or flashlight

This is the season of lights and stars, when days are short and nights are long with beautiful stars.

Lord Baden-Powell, the founder of Scouting, once said this to his scouts, "I often think when the sun goes down, the world is hidden by a big blanket from the light of heaven. But the stars are little holes pierced in that blanket by those who have done good deeds in this world. The stars are not all the same size; some are big, and some are little. So some men have done great deeds, and some men have done small deeds, but they have all made their hole in the blanket by doing good before they went to heaven."

Let's remember when we look at the starry sky, to make our own hole in the blanket, by giving goodwill through doing good deeds and helping other people.

### **OVER FOUR MILLION CLOSING**

So we end this evening of celebrating Seeds of Kindness. But before we go, let us take in this thought...

Today in our country there are over 4.5 million youth and adults in Scouting. That's a good thing to know, a good thing to think about when we start wondering about the future. Four and a half million keeping a promise to "Do My Best," to "Help Other People," and "Respect God and Country." Four and a half million following Baden-Powell's admonition: "Try to leave this world a little better than you found it."

These 4.5 million can make the difference in tomorrow. These 4 and a half million will make the difference in the future of this country and in the future of the world around us.

## **SEEDS OF KINDNESS CLOSING CEREMONY**

A group of Cub Scouts is talking with the Cubmaster. The conversation is ending and the Cubmaster says to the boys:

Cubmaster: "Remember, guys, it's important to be kind to everyone you meet but, it is most important to be kind to the people in your family."

(The Cubmaster walks off stage. The Cub Scouts start to gather closer together and the conversation continues.)

Cub Scout #1: "Wow, I never thought about that."

Cub Scout #2: Yeah, I guess it really is important to be kind to my family."

Cub Scout #3: My mom is kind when she cooks our favorite foods. I love it when she makes lasagna.

Cub Scout #4: Mmmmm. Yum! Maybe we can think up a special recipe for our families.

Cub Scout #5: OK. Let's write down the ingredients. (Looks for a card and pencil and starts writing.)

Cub Scout #6: Well, we should probably start with a cup of eagerness. Maybe even three cups. It's important to be eager to help at home.

Cub Scout #1: Sure, and how about some laughter. Maybe two cups. Laughter helps everyone feel good at my house.

Cub Scout #5: This is beginning to look enticing. What next?

Cub Scout #2: How about some courtesy. Two hands full. You can never have enough of that at our house!

Cub Scout #3: What about helpfulness? At least a cup and a half of that!

Cub Scout #4: And the ability to follow instructions. That's really important to my parents.

Cub Scout #6: Oh, and a gallon of patience...especially with my sisters! Write that one in big letters!

Cub Scout #5: Hey guys, this is looking really great. Is there anything we've left out?

Cub Scout #1: I'd say we need at least four cups of love for each other. In fact, we should add a little more for good measure.

Cub Scout #2: Yeah. Don't forget to put down the instructions, too.

Cub Scout #3: Stir it all up. Mix it well.

Cub Scout #4: What will we call it?

Cub Scout #5: How about "A Recipe for a Happy Family."

## November 2008: "Seeds of Kindness"

Cub Scout #6: And make sure to serve generous portions daily!

### DO MORE CLOSING

Prop: A candle lit by the leader

Cub Scout #1: This candle represents the spirit of Cub Scouting the world over. It burns today to show the friendship and fun we share.

Cub Scout #2: But there is more that we can do to spread the spirit of Scouting. Listen to this:

Cub Scout #3: Do more than belong. Participate

Cub Scout #4: Do more than care. Help.

Cub Scout #5: Do more than believe. Practice.

Cub Scout #6: Do more than be fair. Be kind.

Cub Scout #7: Do more than forgive. Forget.

Cub Scout #8: Do more than dream. Work.

Cub Scout #9: Do more than teach. Inspire.

Cub Scout #10: Do more than live. Grow.

Cub Scout #11: Do more than be friendly. Be a friend.

Cub Scout #12: Do more than give. Serve.

### TAKE TIME CLOSING

5 boys can each repeat two lines, or 10 boys can each read a line.

Take time to think. Thoughts are the source of power.

Take time to play. Play is the secret of perpetual youth.

Take time to read. Reading is the fountain of wisdom.

Take time to pray. Prayer can be a rock of strength in time of trouble.

Take time to love. Loving is what makes living worthwhile.

Take time to be friendly. Friendship gives life a delicious flavor.

Take time to laugh. Laughter is the music of the soul.

Take time to give. Any day of the year is too short for selfishness.

Take time to do your work. Pride in your work, no matter what it is nourishes the ego and the spirit.

Take time to show appreciation. Thanks is the frosting on the cake of life.

All: Good night and take time going home.

### LORD BADEN POWELL CLOSING

Lord Baden-Powell, the founder of Scouting, said this to Scouts everywhere:

"I often think when the sun goes down, the world is hidden by a big blanket from the light of Heaven, but the stars are little holes pierced in that blanket by those who have done good deeds in this world. The stars are not all the same size; some are big, some are little, and some men have done small deeds but they have made their hole in the blanket by doing good before they went to Heaven. Try and make your hole in the blanket by good work while you are on earth. It is something to be good, but it is far better to do good."

Think of Baden-Powell's words when you promise "to help other people."

Good Night.

## Cubmaster's Minutes

### USING OUR TALENTS

Do you like to put together jigsaw puzzles? Some families find a lot of pleasure putting together a big jigsaw puzzle on a cold autumn night, with cups of steaming hot cocoa and fresh cookies nearby. The most important thing about a jigsaw puzzle is that all of the puzzle pieces must be there. If even one small piece has been lost, then the whole puzzle is incomplete, and that takes away a lot of the fun of seeing the puzzle come together. The same thing is true for people. Each of us is a piece of the puzzle that makes up our family, our school, our community. We each have special abilities and skills that no one else has. When you put your abilities together with those of everyone else, it makes a beautiful picture of friendship and cooperation. But if even one of the pieces is missing, then the whole picture is incomplete. Use your abilities to help others; don't let your piece be the one that makes the puzzle incomplete!

### GOOD TURN

Most of us are happiest when we are doing something for others. Think for a moment of a time when you were helpful to someone. Chances are, it made you feel pretty good. Of course, we feel best when we do something for others without being found out. When we help others regularly, it soon becomes a habit and to be a natural thing. Once you establish this habit, you will learn the real meaning of the good turn.

### Cubmaster's Closing Minute

"I will do my best!" Do these words sound like there is a job that has to be done? Yes, it does. What do they mean? These words explain what every Cub Scout, Webelos, and adult leader has promised to do.

What do they mean for the young 7 year old Cub Scout? For him they mean that he will try to do his best in all things that are taught to him by his Den Leader at den meetings and by his Cubmaster at pack meetings. He has to do his best in helping around the house, school, and community.

What do they mean for the Webelos? He now turns his thought to going on Scout trips, hiking, and camping out under the stars with just the sounds of the night all around him. He learns the first part of the Scout Oath that says, 'On my honor, I will do my best. Yes, like the knights of old, he has to be gallant, brave, and strong. He has to do his best to be kind, courteous, thrifty, and prepared at all times, especially when called upon in times of need.

What do they mean for the adult Scouter? This is the person who lives up the street and has volunteered to see that activities for the boys get carried out. The adult leaders have to do their best in showing and teaching the boys how to do their best. They give up their time to go to training, committee meetings, and den and pack meetings.

But what is the true meaning of 'To do your best'? It means doing the best work and service that you are a of at all times. Service to your family, to God, and to your community. As we leave tonight, let us all remember that doing his best is one way a Cub Scout Gives Goodwill during the holiday season and throughout the year.