



## PREPARE FOR EMERGENCIES - BIG IDEA #4

### CRAFTS AND ACTIVITIES

#### FIREMAN'S HOSE GAME

Have each team of boys roll sheets of newspaper into tubes and connect them with tape so the final tube is at least 5 feet long. When they are ready, roll a marble or other object down the tube to make sure it goes through. The first team to have their "water" get through the pipe is the winner. This game helps strengthen teamwork skills.



#### FIREMAN'S DRAG RACE

This game can be played indoors or out. Have the boys divide into teams of three. Using an old sheet or blanket as a sling, they must drag one member of their team around a decided course. You can make it interesting by creating obstacles for them.


#### FIRE HOSE OFF

*Equipment needed:*

*2 long sections of hose with plastic nozzles on the ends*

*long length of weed eater string*

*large Gatorade bottle to slide on the string*



#### DIRECTIONS

Play this game outdoors during warm weather. Hook up the hoses to a Y connector so both lines are coming off the same water spigot. Tie the ends of the weed eater string between two trees or fence posts, approximately 6 to 8 feet off the ground with the Gatorade bottle hanging loosely from the center of the string. Turn on the water and have two teams of boys at opposite ends of the string. Cross the water streams above the bottle, say "Go", and watch the action start as the boys lower their water streams onto the bottle and try to push it to the opponent's end of the string. Be prepared to get wet and have a lot of fun!



#### FIRE PREVENTION

Tune: Clementine

Check your hallways; check your closets,  
And underneath the stairwell, too.  
For if you've piled lots of junk there,  
A big fire may call on you.  
Dirty paint rags, piled up papers,  
Frayed extensions cords won't do.  
Fire prevention is the answer  
All Tigers must follow through.



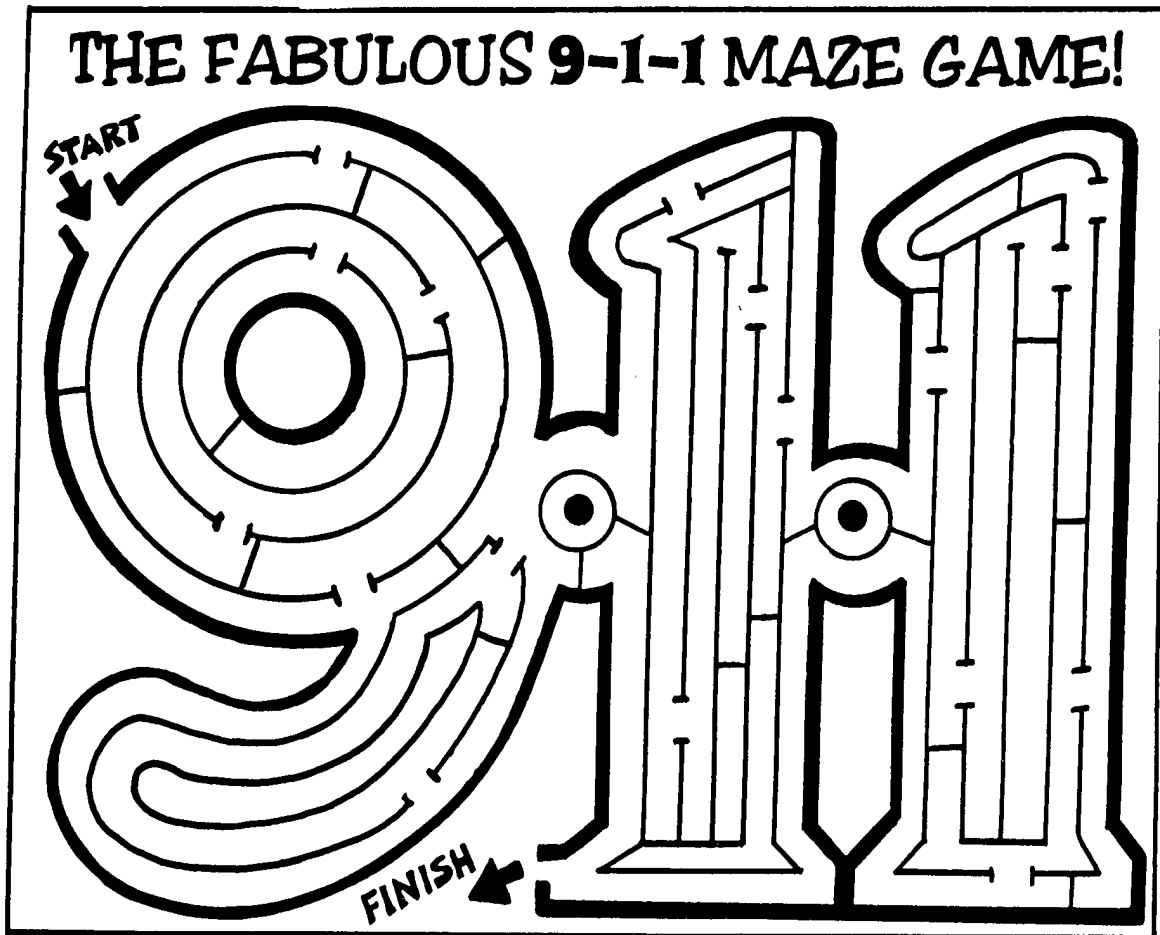
RETURN TO  
MAIN  
CONTENTS

# TIGER CUBS

RETURN TO  
SECTION  
CONTENTS

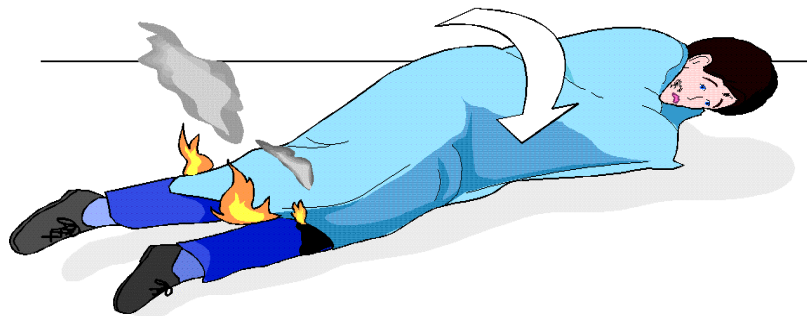


## PREPARE FOR EMERGENCIES - BIG IDEA #4



Make sure the boys understand that, if their clothes catch on fire, they should immediately  
**“STOP, DROP AND ROLL”**

A small blanket or towel can also help smother flames. Have the boys practice  
**“STOP, DROP AND ROLL”**





## PREPARE FOR EMERGENCIES - BIG IDEA #4

### 911 EMERGENCY MAGNET

*Materials needed (for 1):*

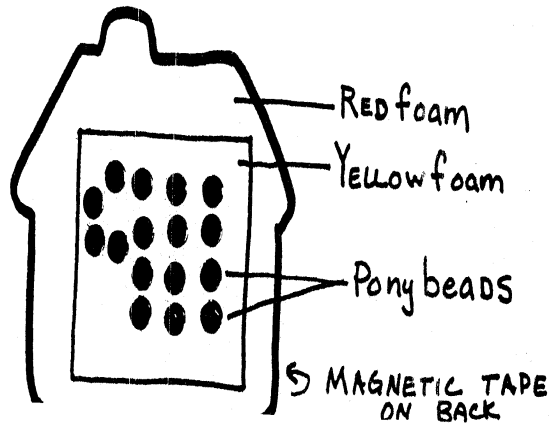
*one 5" square red craft fun foam*

*one 3" square yellow craft fun foam*



*16 pony beads (color optional)*

*1" inch strip of self stick magnet tape*

*craft glue*



- ❑ Enlarge house and insert template to desired size (no larger than 5"x 5" house or 3"x 3" insert).
- ❑ Cut out house template from red craft foam and insert template from yellow craft foam.
- ❑ Glue the yellow insert onto the center of the red house and glue pony beads into "911" pattern as shown above.
- ❑ Let the glue dry, then cut a 1" strip of self-stick magnetic tape and apply it to the back of the house.




## PREPARE FOR EMERGENCIES - BIG IDEA #4

### PRACTICE FOR EMERGENCY SITUATIONS

As a den, go over the following situations with your Tiger Cubs and partners. Discussion of these topics will help the Tiger be more prepared should similar situations arise in their own lives. Read each problem aloud and let the Tiger and his partner give their solution.

1. You awaken in the middle of the night. Your bedroom door is closed and you smell smoke. What should you do?
2. You are returning home from a soccer game and see a grass fire in a vacant lot. What should you do?
3. You see smoke coming out of a window in an apartment building across the street. What should you do?
4. A stranger in a car stops you on your way home from school and offers you a ride. What should you do?
5. You find your baby brother playing with a bottle of aspirin and see that the top of the bottle has come off. What should you do?
6. A strange dog comes up to you as you are walking down the sidewalk. What do you do?
7. You awaken in the middle of the night and hear the baby crying. The babysitter has fallen asleep. What should you do?
8. A group of kids in your neighborhood is playing with some things left out for trash collection. They are climbing in and out of an old refrigerator they found. Sometimes, they close the door. What should you do?
9. The fire bell rings at school and two of your friends decide they'll play a trick on the teacher. You see them hide under a library table while the rest of the class goes out for the fire drill. What do you do?
10. A first grader steps on a rusty nail. It goes through his tennis shoe but only makes a scratch on his foot. He doesn't want to go to the school nurse. What should you do?





## KNOW YOUR FAMILY - BIG IDEA #5

### SONGS

#### HOORAY FOR MOTHER/ HOORAY FOR FATHER

Tune: Deep in the Heart of Texas

Who has a den...works from 6 to 10?  
 Let's say hooray for mother.  
 Who gives a place to meet...though she's asleep on her feet?  
 Let's say hooray for mother.  
 Who gives us hope...when we might feel like a dope?  
 Let's say hooray for mother.  
 Who's gentle but strong...who can't go wrong?  
 Let's say hooray for mother.  
 Who's in the twilight zone 'cause she's always on the phone?  
 Let's say HOORAY FOR MOTHER!


Who helps with skills...and pays the bills?  
 Let's say hooray for father  
 Who goes so far...to help with a derby car?  
 Let's say hooray for father.  
 Who helps us out...and who used to be a Scout?  
 Let's say hooray for father.  
 Whose pride is lit...with each paw I get?  
 Let's say hooray for father.  
 Who takes to the streets to sell my popcorn treats?  
 Let's say HOORAY FOR FATHER!



#### HELP ME MOM AND DAD

Tune: Love Me Tender

Help me Mother, help me Dad  
 To become a good Cub Scout.  
 I'll be good and I'll work hard,  
 And I won't ever pout.  
 Help me grow and help me learn,  
 It's not so hard to do.  
 Help me Mom and help me Dad  
 And someday I'll help you.





## KNOW YOUR FAMILY - BIG IDEA #5

### CRAFTS AND ACTIVITIES

#### DINOSAUR ANCESTRAL TREE

*Materials needed:*

*dinosaur cut outs*


*tree branch*

*large tin can*

*rocks or plaster of Paris*

*string*

*markers or crayons*



Stand the tree branch upright in the center of the tin can.

To hold the branch, put some rocks in the bottom or fill the can with plaster of Paris and let it set until hard. Cut

out one dinosaur for each family member that you will be putting on the tree. Color the dinosaur and write in the family member's name. Tie the completed dinosaurs to the branches. For each different extended family group added to the tree, use a different type of dinosaur. For example, Brontosaurus for immediate family, T-rex for mother's side, Diplodocus for father's side, etc.

