



# WEBELOS SHOWMAN



## SUGGESTIONS FOR DEN ACTIVITIES

- Attend a high school play or concert.
- Invite a drama teacher to explain and demonstrate make-up techniques.
- Invite a clown to demonstrate clown make-up.
- Discuss stage directions and what they mean.
- Learn how to make sound effects for skits.
- Use a tape recorder to record the boys' voices so they can hear how they sound.
- Use a tape recorder to record sound effects.
- Visit a costume shop.
- Visit a TV or radio station and watch programming in action.
- Write a one-act play for the pack meeting and make costumes.
- Visit a recording studio.
- Write and film a short (3-5 minute) movie on a home recorder. Show it at a pack meeting.
- Make a shadow puppet screen and do shadow puppets.
- Plan a den family night of entertainment such as a variety show with musical numbers, etc.
- Take your show on the road to a children's home, hospital, or elderly care facility.
- Have the boys write a 2-minute speech on a Webelos topic and give it at a den meeting.
- Create a band. Have boys make homemade instruments and learn a song.
- Play charades.
- Let the boys bring favorite CD's to the den meeting. Play them and discuss different types of music.

## GAMES

### MOVIE STAR WALK

This is best done in a large building with many obstacles. Divide the group into teams of six to eight people and tie them together at the wrist to form a "chain." Use a long ball of colored string or yarn to stretch out a course. Have each team follow their colored yarn wherever it goes without breaking their chain or the yarn. The first team with their yarn completely rolled up and their chain not unbroken wins.

### ACTING

After discussing how things feel, everyone pantomimes an emotional reaction to feeling something and the others try to guess what he is feeling. Examples: Holding a snake, picking a prickly plant, hot sand on bare feet, something sticky, etc.





RETURN TO  
MAIN  
CONTENTS

# WEBELOS

## SHOWMAN



RETURN TO  
SECTION  
CONTENTS

### SHOW BIZ BUZZ

The number 5 is chosen as a number that cannot be said aloud. Start off counting around the circle. When the counting reaches any number that includes a 5 or a multiple of 5 – that player must name a television show instead of the number. Counting should be rapid. When a boy can't think of a show, he is out. No show can be repeated.

### PANTOMIME

Since many boys do not speak up in front of a large crowd, pantomime is a perfect way for them to perform and get their point across without worrying that they will not be heard. Pantomime is the expression of thought, emotion, or action without words. In its more advanced forms, pantomime can include words supplied by a narrator or chorus but the performers never speak. Ask the boys to practice pantomiming the following activities:

- |  |   |
|--|---|
| Walking into a room where a baby sleeps. | Walking on ski's.                               |
| Working as a police traffic officer.     | Working as a doctor.                            |
| Smelling something very bad.             | Seeing a house on fire.                         |
| Tasting your favorite dessert.           | Seeing a good friend you haven't seen in years. |

### THINGS TO DO WITH SONGS

1. Add motions that will fit the words.
2. Divide the audience into two groups and have one group sing one line and the other sing the next line.
3. Sing familiar words of one song to the tune of another.
4. Add musical or rhythm instruments.
5. Sing in a round.

### TAKE ME OUT TO THE MOVIES

*Tune: Take Me Out to the Ballgame*

Take me out to the movies,  
Take me out to the show.  
I want to laugh and I want to shout,  
Out with my family is what it's about.  
Then we'll stop right after the movie  
For a big two scoop ice cream cone,  
And I'll be glad I went with my dad  
And my mom to the show.





# WEBELOS SHOWMAN



## OH I WISH I WERE AN ACTOR

*Tune: Oh I Wish*

Oh I wish I were an actor in a show.  
Oh I wish I were an actor in a show.  
I'd make you feel real tense,  
I would hold you in suspense,  
Oh if I could be an actor in a show.

Oh I wish I were a rock star of a group.  
Oh I wish I were a rock star of a group.  
I would sing and I would shout,  
I would really knock you out,  
Oh if I could be a rock star of a group.


Oh I wish I were a musician in a band.  
Oh I wish I were a musician in a band.  
I would blow on a flute,  
And make my trumpet toot,  
Oh if I could be a musician in a band.

Oh I wish I were a Webelos in a skit.  
Oh I wish I were a Webelos in a skit.  
I would say all my lines,  
Make my parents' faces shine,  
Oh if I could be a Webelos in a skit.



## MAKE A GLASS HARMONICA

Benjamin Franklin invented the lightning rod and bifocal eyeglasses, but did you know he invented a glass harmonica? (He called it an armonica.) Franklin's harmonica consisted of glass hemispheres attached to a turning rod, and he played it by running a wet finger across the rims of the glasses. The glasses were of different sizes, so each produced different vibrations resulting in different sounds. Franklin later refined his invention so that the glasses dipped in water as the rod turned, keeping the glass rims wet. Try making your own version of Franklin's glass harmonica. Line up glasses of different sizes on a firm surface. Pour water into each glass. (Having water in glasses makes it easy to keep finger wet.) Run your forefinger quickly around rims. Notice that the sound varies with the thickness of the glass. Ask a friend or two to join in and you can have a glass harmonica orchestra.





RETURN TO  
MAIN  
CONTENTS

# WEBELOS

## SHOWMAN

RETURN TO  
SECTION  
CONTENTS



### XYLOPHONE

*Materials needed:*

*7/8" or 3/4" diameter copper or steel electrician's pipe (from hardware store or lumber yard)*

*hacksaw or pipe cutter*

*2 strips of rubber or fabric*

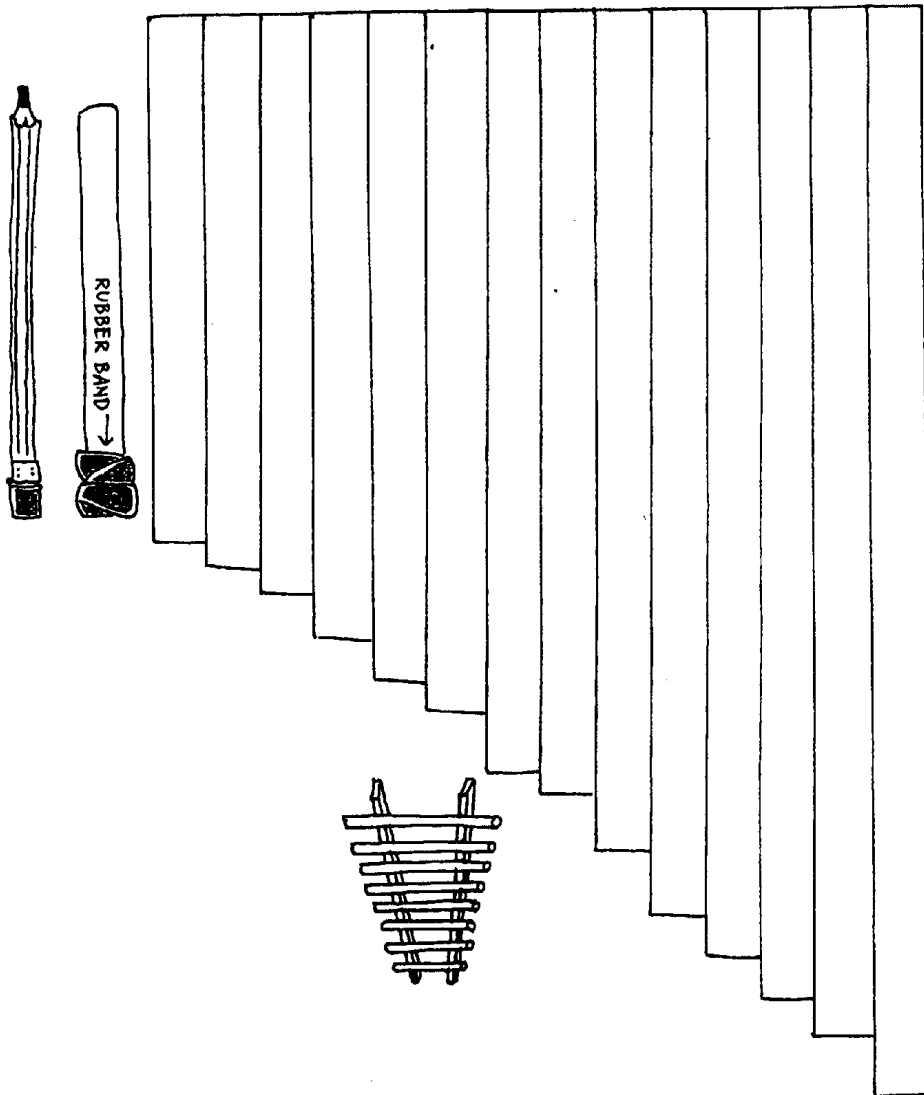
*glue*

*2 strips of wood*

*pencil or dowel*

*rubber band*

Cut pipe lengths with hacksaw or pipe cutter using the proportions shown. Glue rubber or fabric to 2 strips of wood and lay pipes across wood strips. Or, just lay them across 2 belts. A pencil with a rubber band wrapped around the eraser end (or dowel with a rubber band around one end) makes a good hammer.








# WEBELOS SHOWMAN



## PUPPETRY

If one or more of the boys in your den are a bit shy, this may be a good way for them to complete this activity pin. Being able to say your part while standing behind a curtain, table, or puppet stage allows a boy to entertain without feeling like everyone is staring at him.



Balance a broomstick on top of two chairs. Drape a cloth over the broomstick. Children can kneel behind the cloth.



RETURN TO  
MAIN  
CONTENTS

# WEBELOS SHOWMAN

RETURN TO  
SECTION  
CONTENTS



## MAKING HAND SHADOW PUPPETS

Stand between a large lamp with the shade removed and the wall. You may place a white sheet on the wall if needed. Hold your hands in various positions and see if others can guess what kind of animal you are making. Can you make a dog, a cat, and an alligator? See the illustrations below and try to make up some of your own.

